

2018 FOUNDATION GIVING IN COLORADO



*A snapshot of
giving and regional
differences among
foundations in
Colorado*

TABLE OF CONTENTS

Foundation Giving in Colorado

Welcome	3
Introduction.....	4
About the Data.....	4
Regional Breakdown	6
Report Findings	7

2013-2017 Giving in Colorado

Overview of Giving in Colorado	9
Total Grant Dollars Received by County	10
Total Grant Dollars Received by Region.....	11
Average Grant Dollars Received Annually Per Capita by County.....	12
Average Grant Dollars Received Annually Per Capita by Region	13

2016 Regional Giving in Colorado

Overview	15
Central Peaks	16
High Country.....	18
Metro	20
North	22
Northeast	24
Northwest	26
Pikes Peak	28
San Juan	30
San Luis Valley	32
Southeast	34
Southwest	36
Limitations	38

Acknowledgments

Contributing Staff	40
Contributing Foundations	41

WELCOME

Dear Colleague,

We are pleased to present the *2018 Foundation Giving in Colorado* report. Our first report was published in 2008, with each subsequent year including additional data. Much of the improvement in the last few years is due to our partnership with the Community Resource Center (CRC) to provide current and quality data. This year's report includes an in-depth analysis of each of El Pomar's regions for a comprehensive overview of foundation giving throughout Colorado.

Our initial intent in compiling funders' data was to provide information to our regional councils to guide decision making as they identify existing organizations and major funding areas. We now include information that focuses on patterns in foundation giving across the state and distribute the report more widely. While foundation giving continues to increase, there are large disparities between regions and counties. For example, between 2013 and 2017, the Metro Region received an average \$137 million annually. In contrast, the Central Peaks Region received just over \$1.7 million on average annually, the lowest amount of grant dollars in any region during that time frame. A similar trend holds true when looking at per capita dollars granted. The annual average grant dollars received per capita from 2013 to 2017 in Denver County was \$155.70, while Elbert County received an annual average of \$1.78 per capita during the same time frame.

Many people participated in the development of the *2018 Foundation Giving in Colorado* report.

We specifically acknowledge and thank:

- The staff at Community Resource Center
- Cathy Robbins, Senior Vice President and Director of Regional Partnerships
- Kaitlin Johnson, Associate Vice President and Deputy Director of Regional Partnerships
- Julia Lawton, Director of Communications
- Kincaid Hoffman, Research Manager
- Emily Padgett, Design Manager
- Doug Palmer, Research Associate
- MacKenzie Mantsch, Design Associate

Sincerely,



William J. Hybl
Chairman and Chief Executive Officer
El Pomar Foundation

INTRODUCTION

Colorado is home to more than 5.6 million people. Of those 5.6 million, 3.6 million (64%) live in the urban Metro and Pikes Peak regions and 2 million (36%) live across nine rural regions (2010 Census).

Since the launch of the Regional Partnerships program in 2003, El Pomar Foundation has been interested in where foundation resources are invested throughout the state of Colorado. Since 2013, when Community Resource Center (CRC), Boettcher Foundation, and El Pomar Foundation piloted a project to map the financial impact of grants in regions of Colorado, El Pomar Foundation and CRC have requested funding data from funders across the state.

This report, the product of the data collected by CRC, provides a glimpse at funding in Colorado by Colorado-based foundations between 2013 and 2017. It is outside the scope of this report to provide interpretations of the data. This report is designed for El Pomar's regional councils, and therefore, the report utilizes grant categories and regions as designated by El Pomar Foundation. As this is a tool that may be useful to others, it is also shared with those interested in Colorado philanthropy, including nonprofit organizations, foundation staff, individual donors, and the public sector. The report may help individuals, nonprofits, and foundations to identify areas for increased outreach, education, and opportunities to collaborate to leverage impact.

ABOUT THE DATA

The summary of Colorado foundation giving is based on the grant data collected by Community Resource Center (CRC) between 2013 and 2017, which includes the grants self-reported by 76 of Colorado's independent and community foundations. Grant amounts may represent the full authorized amount of the grant or the amount paid in that year, depending upon the information made available by each foundation. Eleven foundations are represented with 2017 grant data, as indicated in the report, and the rest are represented with 2016 grant data, as more current data was not available in time for inclusion in the report.

The first section of the report entitled "2013-2017 Giving in Colorado" presents average giving over the past five years. Averages are used to mitigate the effect of possible outliers between years to provide a general overview of giving across the state. The second section entitled "2016 Regional Giving in Colorado" only presents giving that occurred in 2016. This is to provide as specific and current information as is available on giving in the regions.

To design the maps throughout this report in a way that is both accurate and informative, colors were assigned for equal ranges of grant dollars received. However, for maps with significant outliers, outlier colors are assigned.

Given the numbers reported in the Colorado Association of Funders 2018 Giving Report, this set accounts for approximately 31% of the \$900 million given annually by foundations in Colorado and 6% of the roughly 1,375 active Colorado grant making foundations.

ABOUT THE DATA (cont.)

The report also relies on a variety of other data sources. Information on poverty and median household income are based on 2016 U.S. Census Bureau statistics. Population information is based on estimates produced by the State Demography Office. High school graduation rates were gathered from the *2017 KIDS COUNT! In Colorado* report.

Since the report is primarily prepared for use by El Pomar's regional councils, information is prioritized and presented in a way consistent with council priorities. Therefore, the report may insufficiently meet the needs of external groups. For example, most data is presented on a region-wide basis which might be inconsistent with regional groupings used by external partners. Additionally, funding is categorized by focus areas of interest to El Pomar's regional councils - this categorization may not be beneficial to those external to El Pomar.

Grants are categorized based off of the main focus or mission of the recipient organization. For example, if a school received funding from a health-focused foundation for a nursing program, it would be put into the Education category because the organization running the program is a school, rather than Health for the content of the nursing program or the health foundation awarding the grant.

Examples of categories include but are not limited to:

Arts & Culture - theaters, operas, symphonies, historical societies, county fairs

Civic & Community Service - rotary clubs, senior centers, counties, cities, community foundation, sports corporations, community centers, environmental groups, religious community organizations

Education - universities, schools, education groups, museums, early childhood learning

Health - mental health, substance abuse, physical activity, nutrition, hospitals, research, sports centers

Human Services - shelters, youth services, family resource organizations, workforce development, senior services, food banks

REGIONAL BREAKDOWN

The 64 counties in Colorado are grouped for regional analysis as follows:

Central Peaks (4): Chaffee, Custer, Fremont, Park

High Country (5): Clear Creek, Eagle, Lake, Pitkin, Summit

Metro (7): Adams, Arapahoe, Broomfield, Denver, Douglas, Elbert, Jefferson

North (3): Boulder, Larimer, Weld

Northeast (9): Cheyenne, Kit Carson, Lincoln, Logan, Morgan, Phillips, Sedgwick, Washington, Yuma

Northwest (8): Garfield, Gilpin, Grand, Jackson, Mesa, Moffat, Routt, Rio Blanco

Pikes Peak (2): El Paso, Teller

San Juan (6): Delta, Gunnison, Hinsdale, Montrose, San Miguel, Ouray

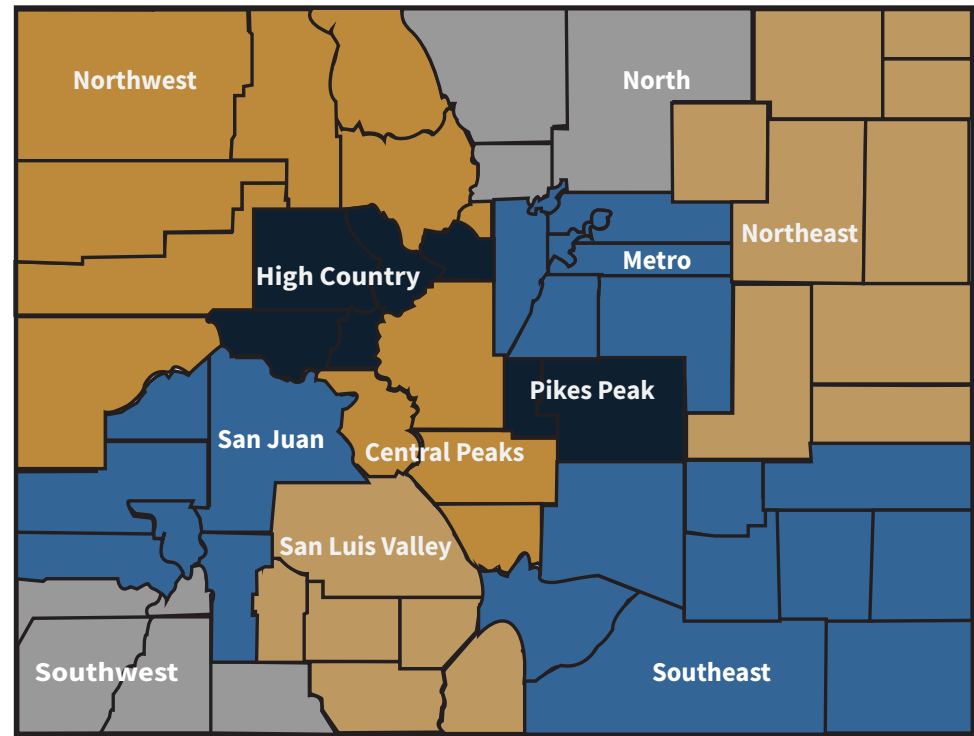
San Luis Valley (6): Alamosa, Conejos, Costilla, Mineral, Rio Grande, Saguache

Southeast (9): Baca, Bent, Crowley, Huerfano, Kiowa, Las Animas, Otero, Prowers, Pueblo

Southwest (5): Archuleta, Dolores, La Plata, Montezuma, San Juan

In 2003, El Pomar Foundation established the Regional Partnerships program to increase its impact and establish deep-rooted connections throughout the state. Regional Partnerships is comprised of community leaders who form regional councils that represent all 64 counties in Colorado. These councils advise El Pomar's Trustees and recommend grants to impact the greatest needs in their communities. In 2018, each of the 11 councils was allotted \$200,000 to recommend in grants within its region.

El Pomar Foundation's regional breakdowns are used for the analysis in this report.



By the numbers:

Report findings

Health



is the top funding priority in Colorado (35%), and 8 of the top 10 grantees by average annual grant dollars are health-related

53%

of funding in Colorado is distributed as program support

20%

of total dollars granted went to rural regions

34%

of the total number of grants made went to rural regions

\$63 : \$19

Annual average per capita funding in the San Luis Valley Region compared to the Central Peaks Region

GIVING IN COLORADO 2013-2017



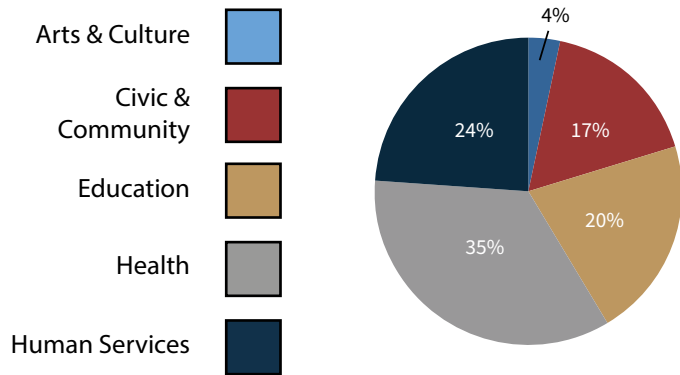
*A historical
presentation of
foundation giving from
2013-2017 by county,
region, and per capita*



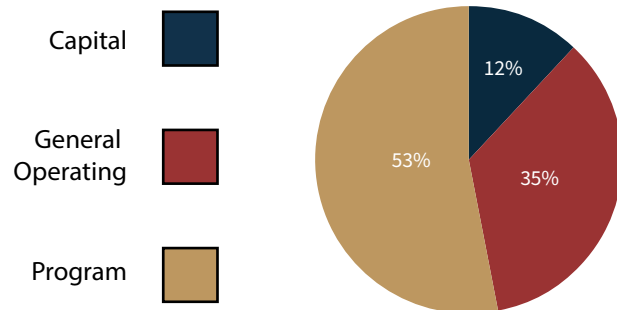
On average, **4,715** organizations in Colorado received **4,897** grants totaling **\$221,097,993** annually from 2013-2017.

OVERVIEW OF GIVING IN COLORADO

Area of Funding



Type of Funding



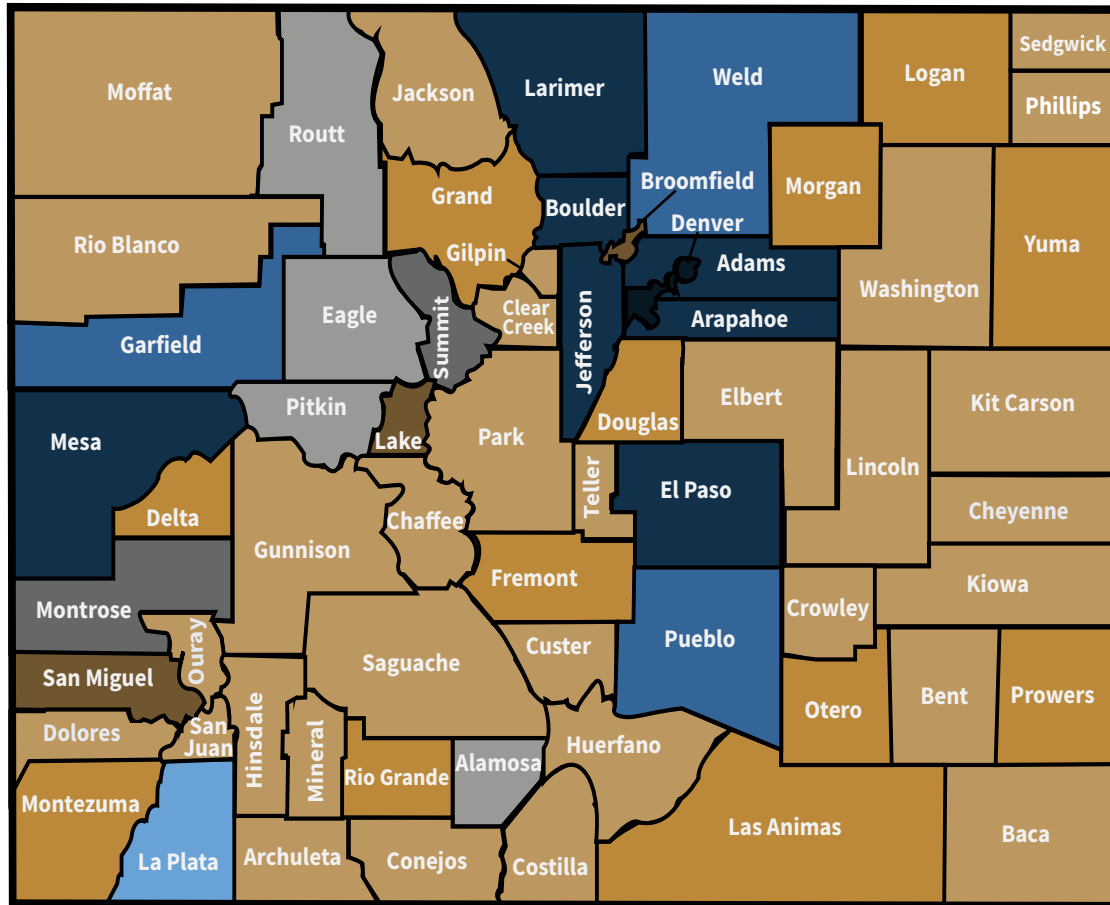
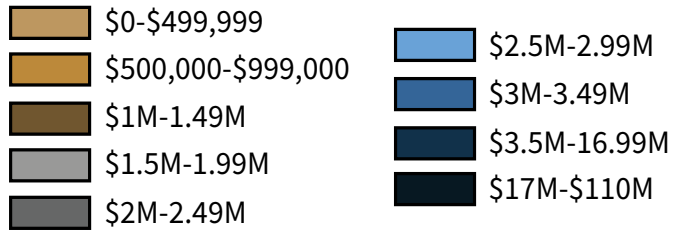
Largest Annual Funders in Colorado

	2013-2017 Average Giving
The Colorado Health Foundation	\$81,727,020
Community First Foundation	\$44,293,049
Daniels Fund	\$22,484,238
El Pomar Foundation	\$13,322,701
Gates Family Foundation	\$11,564,892
Buell Foundation	\$10,030,738
Piton Foundation	\$9,619,706
Rose Community Foundation	\$9,036,627
Energy Outreach Colorado	\$8,838,941
The Colorado Trust	\$7,339,950

Most Funded Grantees in Colorado

	2013-2017 Average Dollars Received	# of Grants
University of Colorado Foundation	\$8,296,405	36
Family Resource Center Association	\$4,569,499	2
LiveWell Colorado	\$4,468,082	3
Healthier Colorado	\$3,756,250	1
Rocky Mountain Center for Health Promotion and Education	\$3,679,537	1
Colorado Health Institute	\$3,029,384	7
Colorado Department of Public Health and Environment	\$2,409,652	3
Center for Improving Value in Health Care	\$2,261,776	3
HealthTeamWorks	\$2,248,528	2
Colorado Department of Health Care Policy & Financing	\$1,718,351	4

COUNTY GRANT DOLLARS RECEIVED



Most Funded Counties

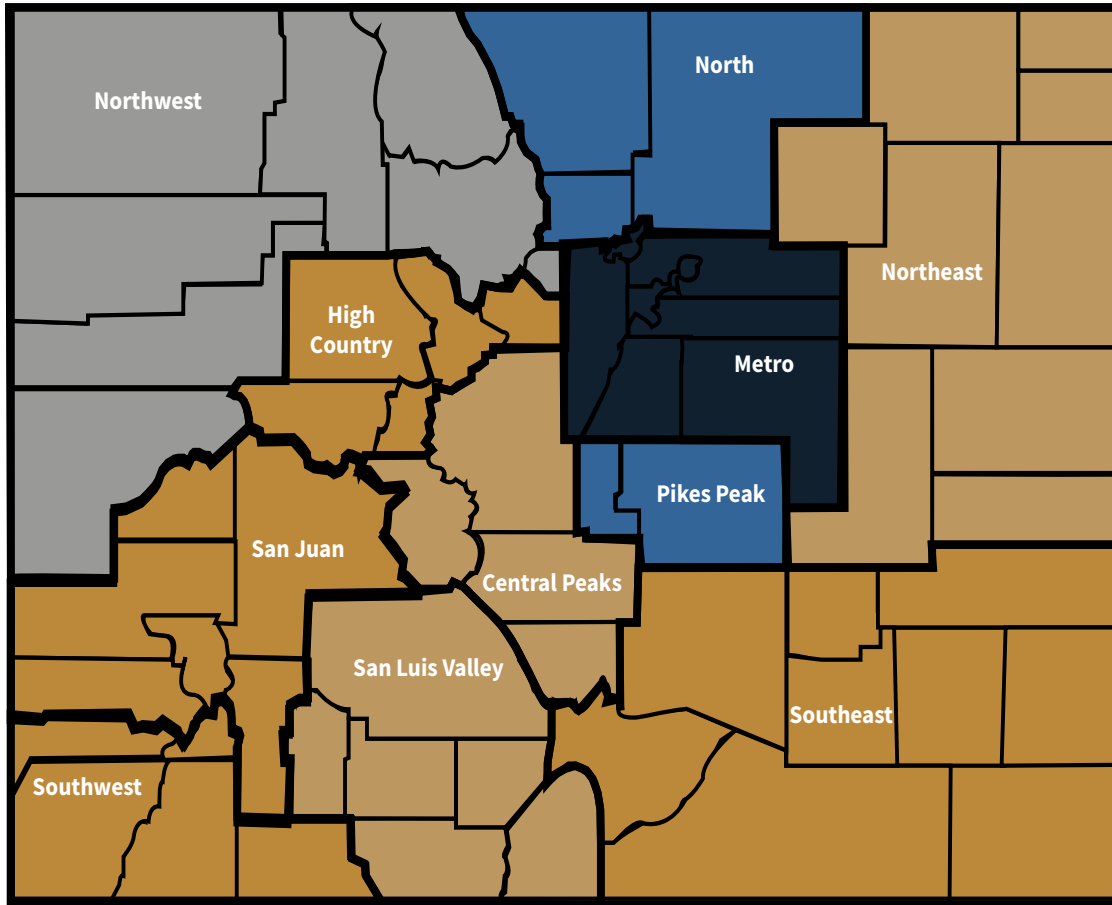

	Average Grant Dollars/Year	Median Household Income
Denver	\$109,526,609	\$50,313
El Paso	\$16,601,982	\$57,125
Jefferson	\$11,884,831	\$68,984
Boulder	\$9,723,465	\$67,956
Arapahoe	\$9,601,244	\$60,651
Larimer	\$5,962,374	\$58,626
Mesa	\$4,291,829	\$49,471
Adams	\$4,209,189	\$56,270
Garfield	\$3,470,117	\$57,022
Weld	\$3,353,342	\$57,180

Least Funded Counties

	Average Grant Dollars/Year	Median Household Income
Mineral	\$417,453	\$47,083
Kiowa	\$382,000	\$40,813
San Juan	\$381,083	\$39,583
Conejos	\$379,244	\$34,526
Crowley	\$339,206	\$31,477
Gilpin	\$302,449	\$63,885
Elbert	\$235,263	\$82,118
Cheyenne	\$228,279	\$51,641
Costilla	\$101,250	\$29,145
Hinsdale	\$70,000	\$56,667

*Median household income is based on 2016 U.S. Census Bureau's statistics

REGIONAL GRANT DOLLARS RECEIVED



*To see a complete list of counties in each region, refer to pg. 6

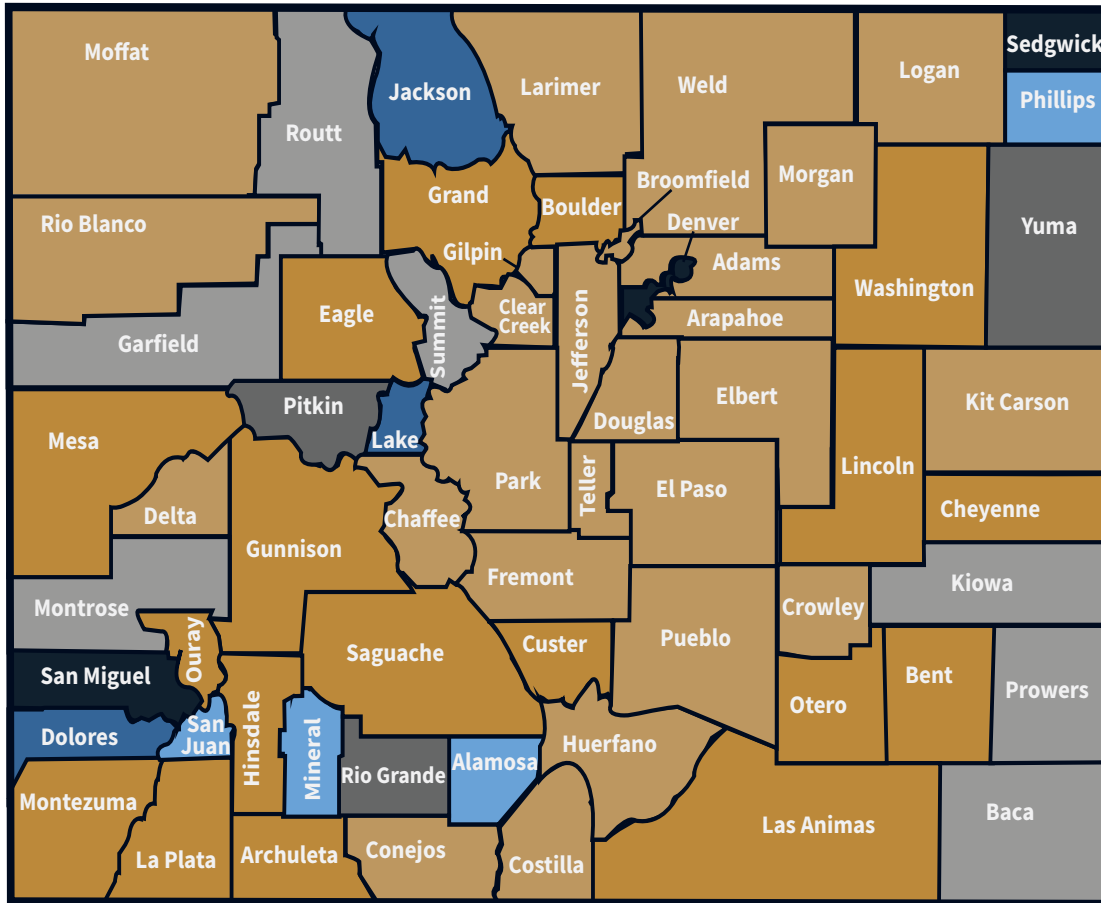
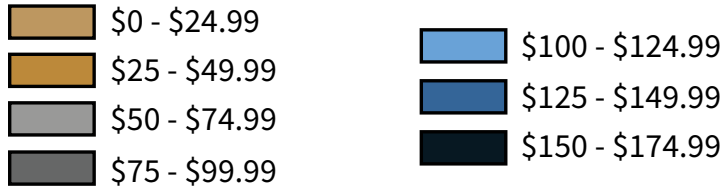
Regional Funding

Average Grant Amount Received/Year	
Metro	\$137,375,753
North	\$19,243,681
Pikes Peak	\$17,052,592
Northwest	\$10,577,056
High Country	\$6,430,900
Southeast	\$5,952,465
San Juan	\$4,658,460
Southwest	\$4,283,597
Northeast	\$3,529,839
San Luis Valley	\$2,928,690
Central Peaks	\$1,710,396

Most Funded Category

Category	
Central Peaks	Civic and Community
High Country	Education
Metro	Health
North	Education
Northeast	Health
Northwest	Health
Pikes Peak	Human Services
San Juan	Health
San Luis Valley	Civic and Community
Southeast	Health
Southwest	Health

COUNTY GRANT DOLLARS RECEIVED PER CAPITA



Most Funded Counties Per Capita

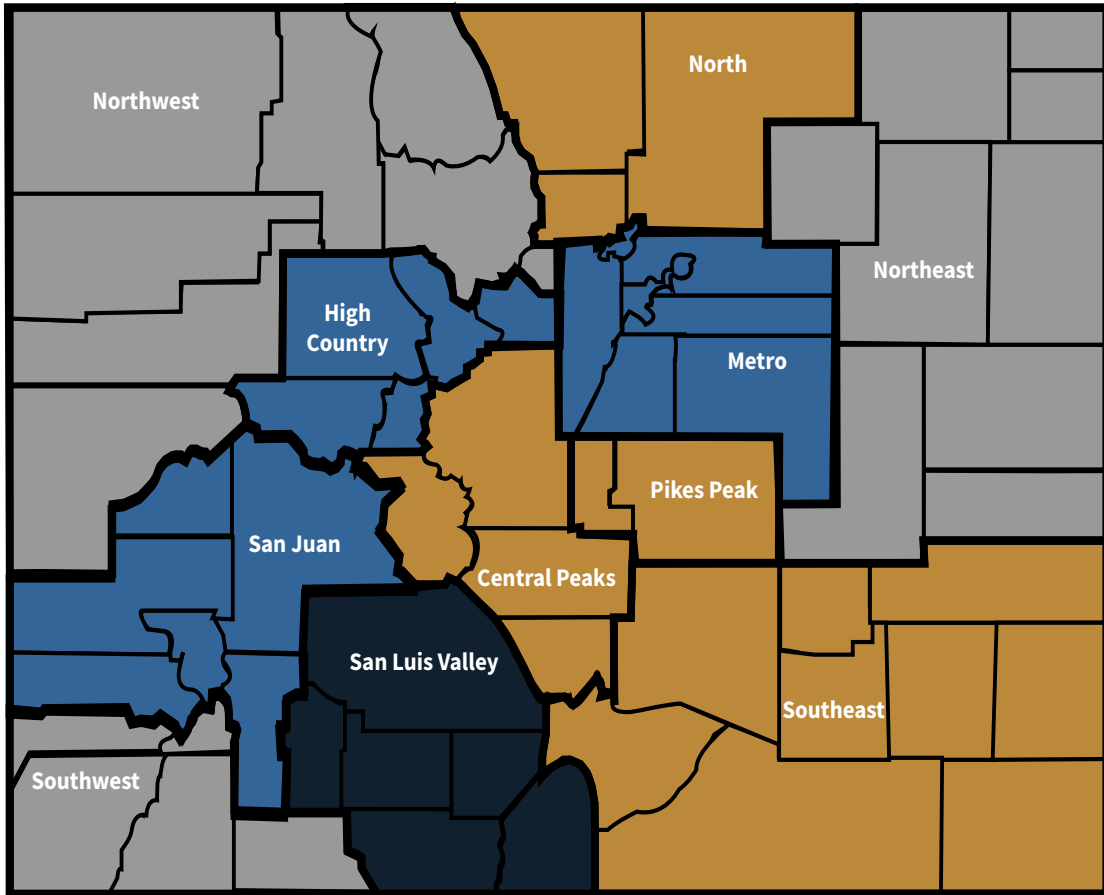

	Average Annual Grant Dollars Per Capita	2017 High School Graduation Rates
Denver	\$155.70	67%
Sedgwick	\$152.14	62%
San Miguel	\$151.68	97%
Lake	\$134.11	55%
Jackson	\$133.95	100%
Dolores	\$133.17	82%
Mineral	\$112.20	100%
San Juan	\$108.30	50%
Alamosa	\$105.60	77%
Phillips	\$100.17	93%

Least Funded Counties Per Capita

	Average Annual Grant Dollars Per Capita	2017 High School Graduation Rates
Moffat	\$14.54	81%
Fremont	\$14.40	79%
Crowley	\$12.90	83%
Weld	\$11.00	82%
Gilpin	\$10.15	87%
Conejos	\$9.41	89%
Adams	\$8.26	75%
Costilla	\$5.42	92%
Douglas	\$2.44	90%
Elbert	\$1.78	86%

* High School Graduation Rates are from 2017 KIDS COUNT in Colorado! report

REGIONAL GRANT DOLLARS RECEIVED PER CAPITA



*Population information is based on 2016 U.S Census Bureau's statistics

*To see a complete list of counties in each region, refer to pg. 6

Regional Funding

Average Annual Grant Dollars Per Capita

San Luis Valley	\$63.06
High Country	\$53.99
Metro	\$48.72
San Juan	\$45.71
Southwest	\$43.60
Northeast	\$40.62
Northwest	\$38.14
Southeast	\$25.69
Pikes Peak	\$23.87
North	\$20.15
Central Peaks	\$19.33

Population

Metro	2,819,681
North	955,049
Pikes Peak	714,361
Northwest	277,295
Southeast	231,728
High Country	119,106
San Juan	101,905
Southwest	98,243
Central Peaks	88,486
Northeast	86,904
San Luis Valley	46,442

REGIONAL GIVING IN COLORADO 2016



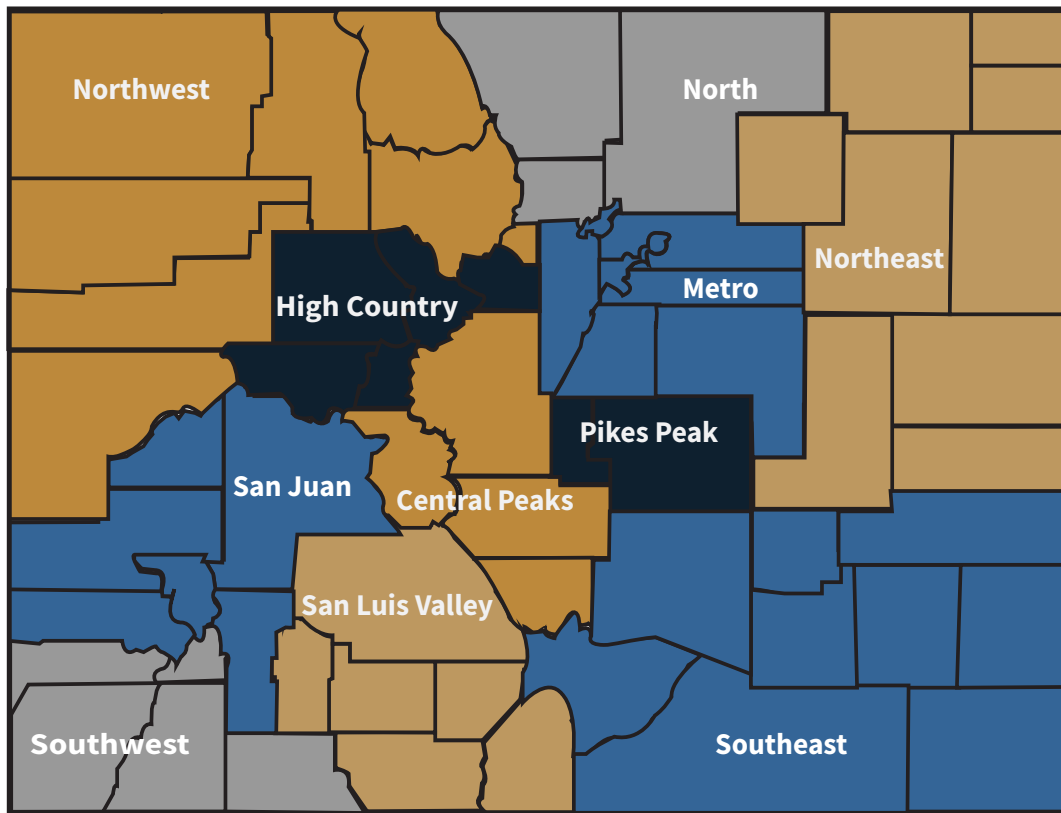
*A snapshot of 2016
foundation giving
by region*



OVERVIEW OF REGIONAL GIVING

The following pages showcase foundation giving in each of El Pomar’s eleven regions. The report provides additional information about funder investments in programs and organizations in each region. It includes self-reported data and dollar amounts from 76 Colorado funders collected by the Community Resource Center for funding in 2016.

Poverty information is based on 2016 U.S. Census Bureau estimates. “Percentage of persons in poverty” and “percentage of persons not in poverty” is the language used by the U.S. Census Bureau. Population information is based on estimates produced by the State Demography Office.



Central Peaks (4): Chaffee, Custer, Fremont, Park

Pikes Peak (2): El Paso, Teller

High Country (5): Clear Creek, Eagle, Lake, Pitkin, Summit

San Juan (6): Delta, Gunnison, Hinsdale, Montrose, Ouray, San Miguel

Metro (7): Adams, Arapahoe, Broomfield, Denver, Douglas, Elbert, Jefferson

San Luis Valley (6): Alamosa, Conejos, Costilla, Mineral, Rio Grande, Saguache

North (3): Boulder, Larimer, Weld

Northeast (9): Cheyenne, Kit Carson, Lincoln, Logan, Morgan, Phillips, Sedgwick, Washington, Yuma

Southeast (9): Baca, Bent, Crowley, Huerfano, Kiowa, Las Animas, Otero, Prowers, Pueblo

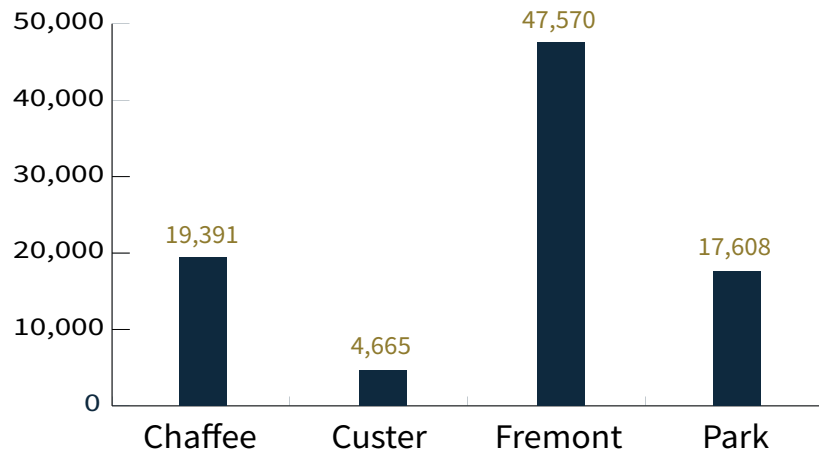
Northwest (8): Garfield, Gilpin, Grand, Jackson, Mesa, Moffat, Rio Blanco, Routt

Southwest (5): Archuleta, Dolores, La Plata, Montezuma, San Juan

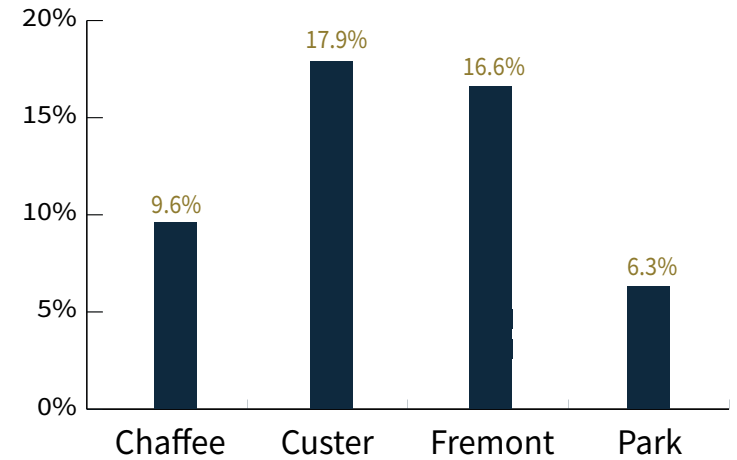
92 organizations in the Central Peaks Region received **143 grants** totaling **\$2,462,634** in 2016. This accounted for **0.9%** of reported foundation giving in Colorado.

CENTRAL PEAKS

Total County Population



Percent of County Population in Poverty



10 Largest Funders

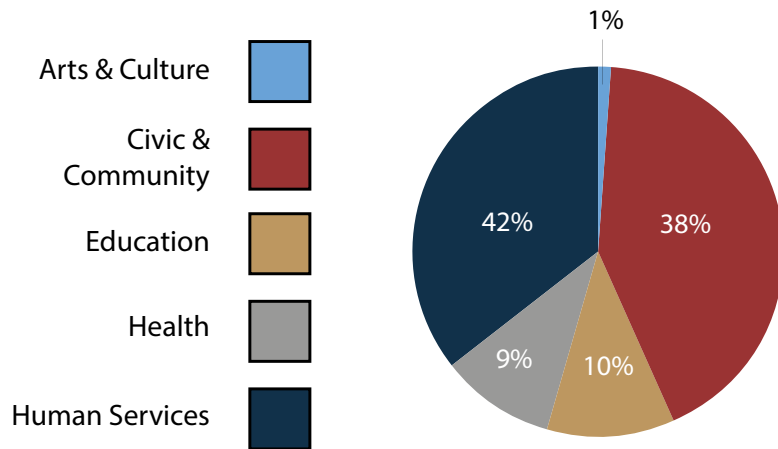
	2016 Grant Dollars	# of Grants
The Colorado Health Foundation	\$540,984	14
Rose Community Foundation	\$400,000	1
Wet Mountain Valley Community Foundation	\$320,062	19
El Pomar Foundation	\$190,924	23
Buell Foundation	\$189,500	8
Daniels Fund	\$170,453	5
Community First Foundation	\$103,564	3
Anschutz Family Foundation	\$95,000	14
The Summit Foundation	\$79,250	13
A.V. Hunter Trust	\$77,500	9

10 Most Funded Grantees

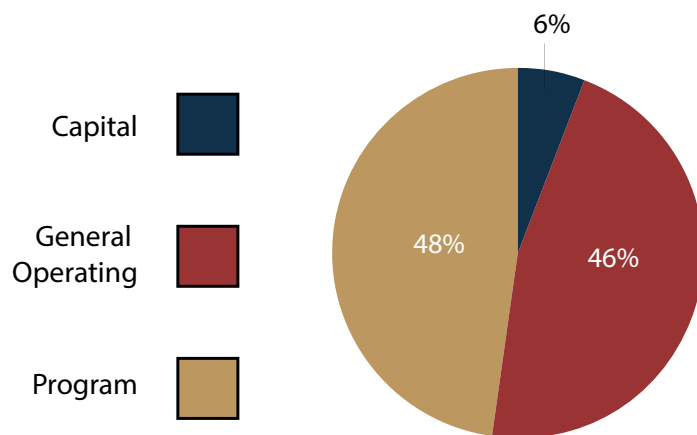
	2016 Grant Dollars	# of Grants
Cañon City School District Fremont RE-1	\$824,123	5
Salida School District R-32-J	\$90,000	1
Custer City Schools	\$89,925	1
Custer County Board of County Commissioners	\$85,000	2
Rainbow Trail Lutheran Camp	\$79,623	1
Chaffee County Early Childhood Council	\$60,301	3
Sage Generation	\$58,550	1
Colorado Open Lands	\$55,000	1
Boys & Girls Clubs of Fremont County	\$54,000	5
Developmental Opportunities	\$52,000	1

CENTRAL PEAKS

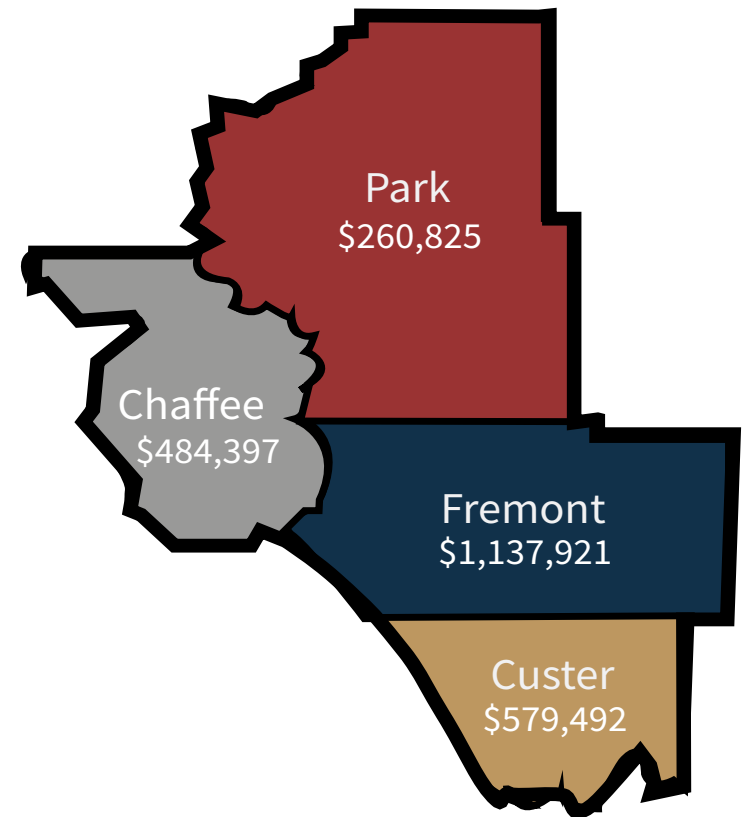
Area of Funding



Type of Funding



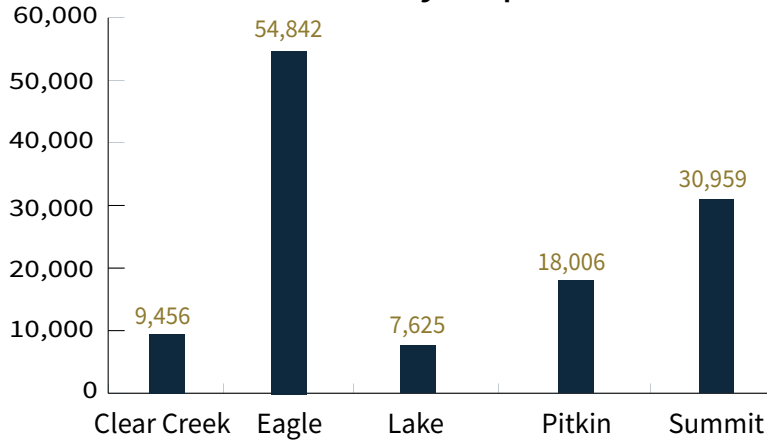
Funding by County



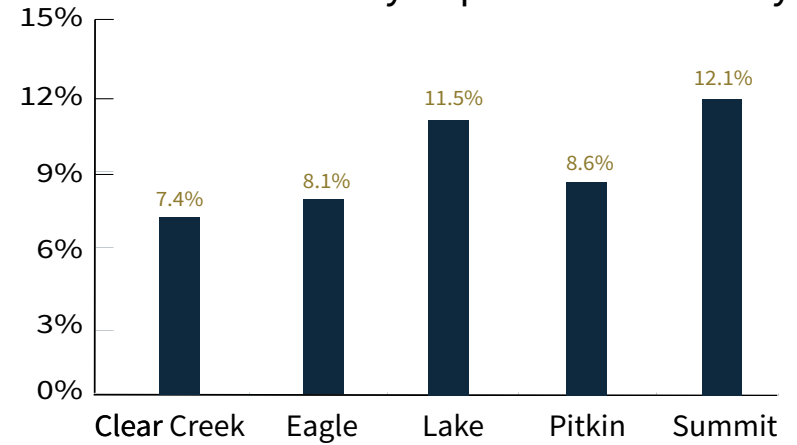
187 organizations in the High Country Region received **303 grants** totaling **\$9,204,137** in 2016. This accounted for **3.2%** of reported foundation giving in Colorado.

HIGH COUNTRY

Total County Population



Percent of County Population in Poverty



10 Largest Funders

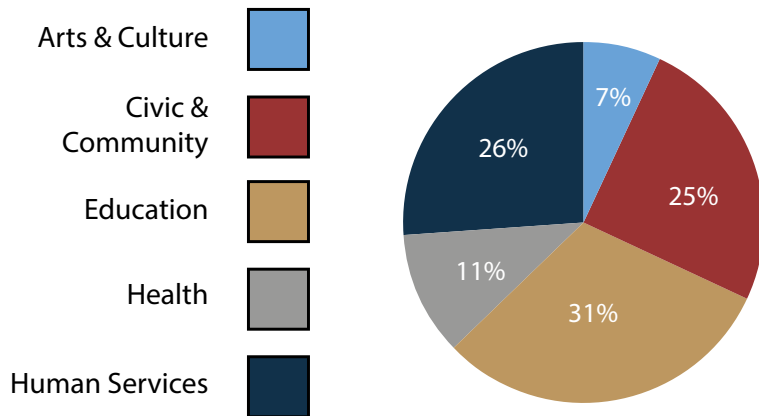
	2016 Grant Dollars	# of Grants
Aspen Community Foundation	\$2,019,955	46
The Summit Foundation	\$1,581,205	67
The Colorado Health Foundation	\$1,322,198	13
Gates Family Foundation	\$1,039,972	10
Buell Foundation	\$657,585	21
The Colorado Trust	\$472,302	5
Staley Family Foundation	\$350,000	1
El Pomar Foundation	\$331,420	34
Dornick Foundation	\$253,858	4
Rose Community Foundation	\$193,300	23

10 Most Funded Grantees

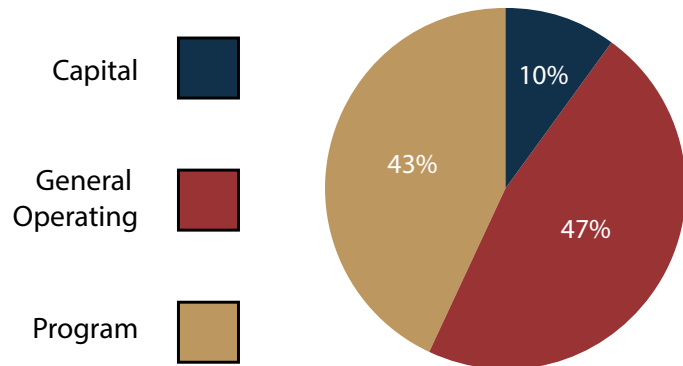
	2016 Grant Dollars	# of Grants
Lake School District R-1	\$994,152	5
Summit Community Care Clinic	\$667,022	9
Full Circle of Lake County	\$492,802	7
YouthPower365	\$360,065	5
Habitat for Humanity - Eagle and Lake Counties	\$350,000	1
Lake County	\$316,420	4
Eagle County School District RE50 J	\$255,125	4
Summit County Family Resource Center	\$222,274	3
Aspen Art Museum	\$201,850	1
Aspen Santa Fe Ballet	\$193,867	2

HIGH COUNTRY

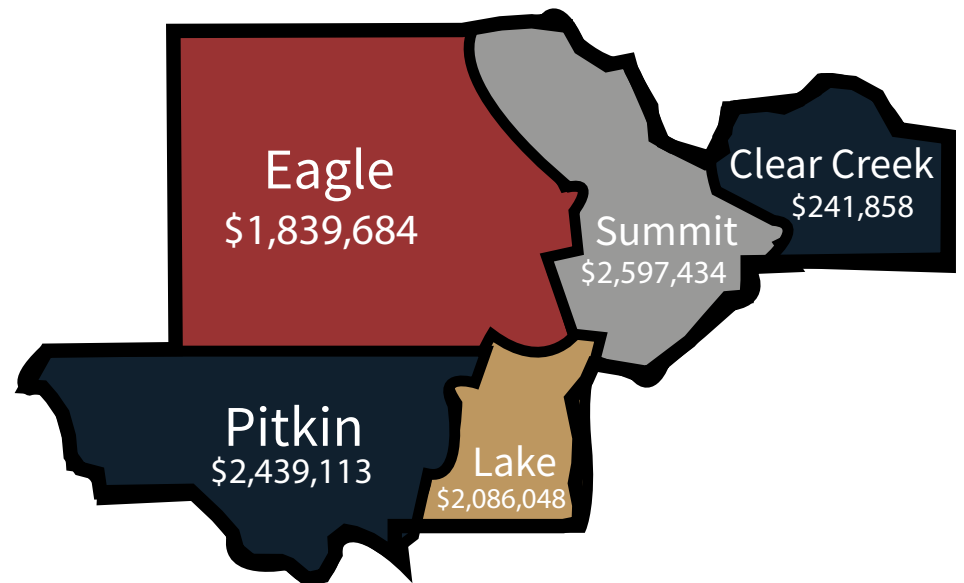
Area of Funding



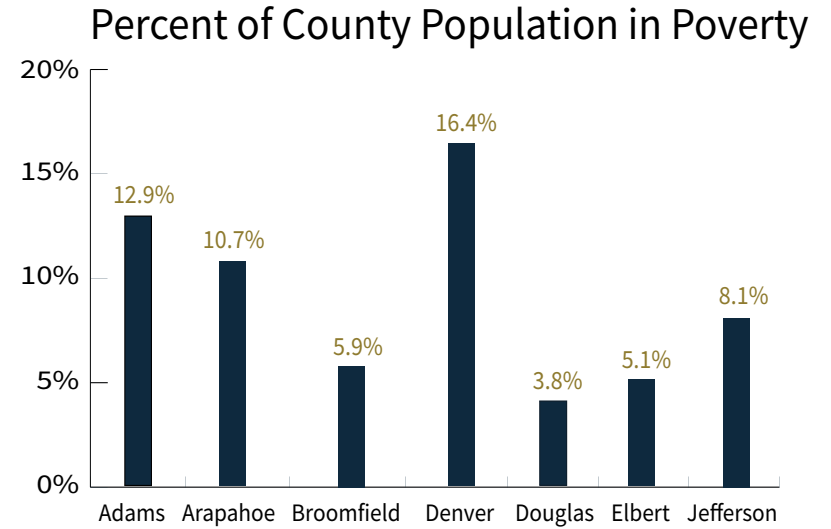
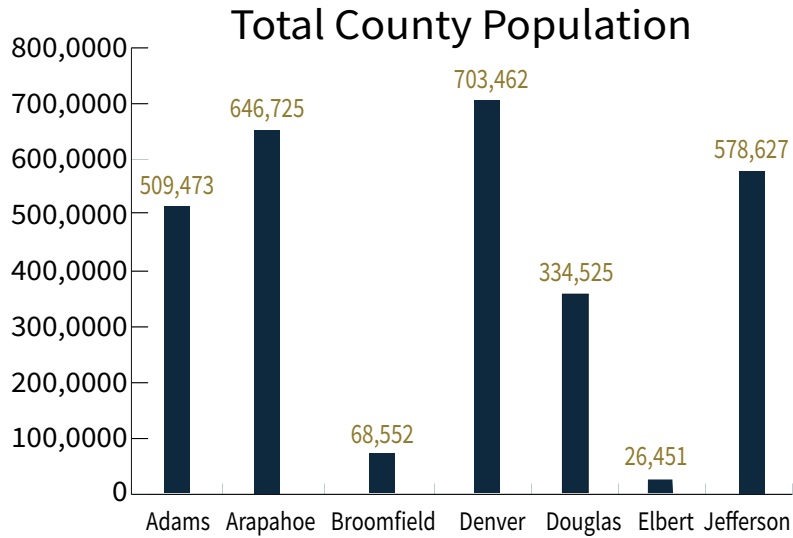
Type of Funding



Funding by County



1,316 organizations in the Metro Region received **3,029 grants** totaling **\$184,213,615** in 2016. This accounted for **64.8%** of reported foundation giving in Colorado.



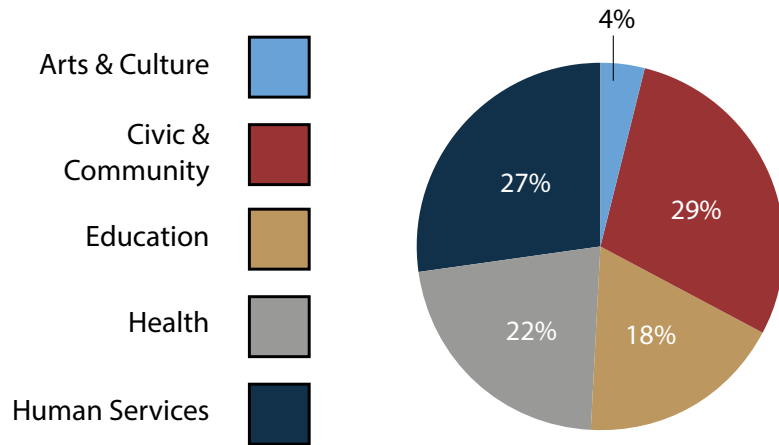
10 Largest Funders

	2016 Grant Dollars	# of Grants
The Colorado Health Foundation	\$73,409,966	374
Community First Foundation	\$35,896,469	767
Gates Family Foundation	\$15,049,259	105
Daniels Fund	\$11,341,636	107
The Colorado Trust	\$8,448,721	176
Energy Outreach Colorado	\$6,403,170	47
Buell Foundation	\$6,127,182	134
Rose Foundation	\$5,931,673	219
Rose Community Foundation	\$4,528,723	278
Caring for Colorado Foundation	\$3,998,891	54

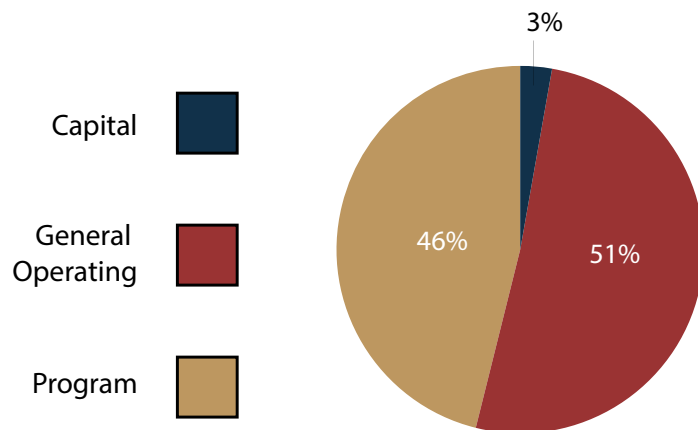
10 Most Funded Grantees

	2016 Grant Dollars	# of Grants
Family Resource Center Association	\$6,642,592	2
University of Colorado Foundation	\$6,309,809	64
Colorado Department of Public Health & Environment	\$5,540,888	2
Colorado Nonprofit Development Center	\$4,601,688	32
LiveWell Colorado	\$4,036,457	4
Colorado Housing Finance Authority	\$4,000,600	4
Colorado Health Institute	\$3,087,643	8
Colorado Department of Health Care Policy & Financing	\$2,610,312	9
Colorado Health Benefit Exchange	\$2,590,000	2
HealthTeamWorks	\$2,396,932	3

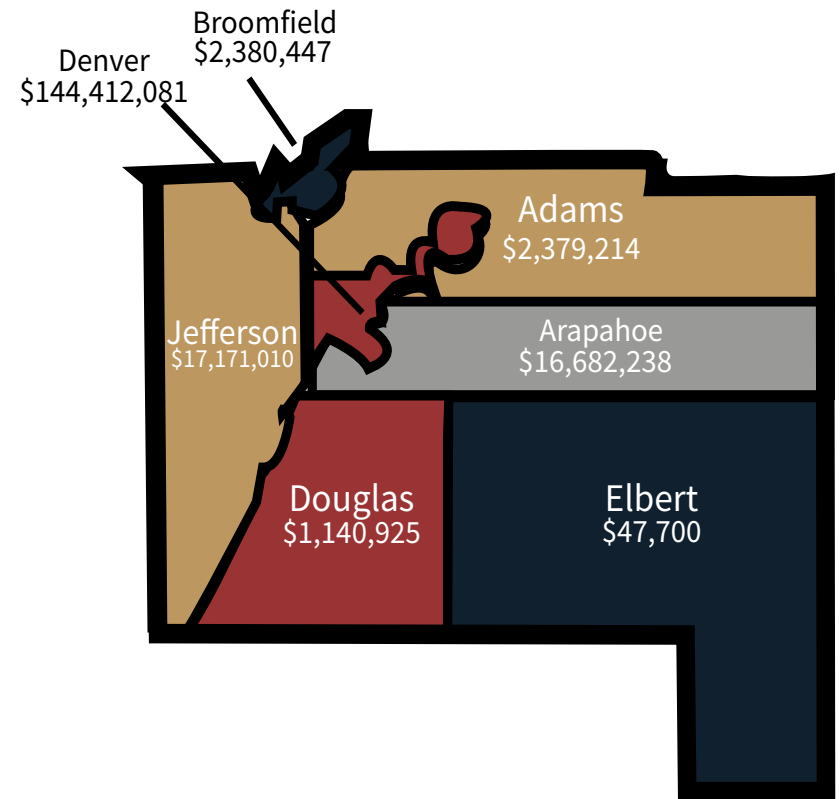
Area of Funding



Type of Funding



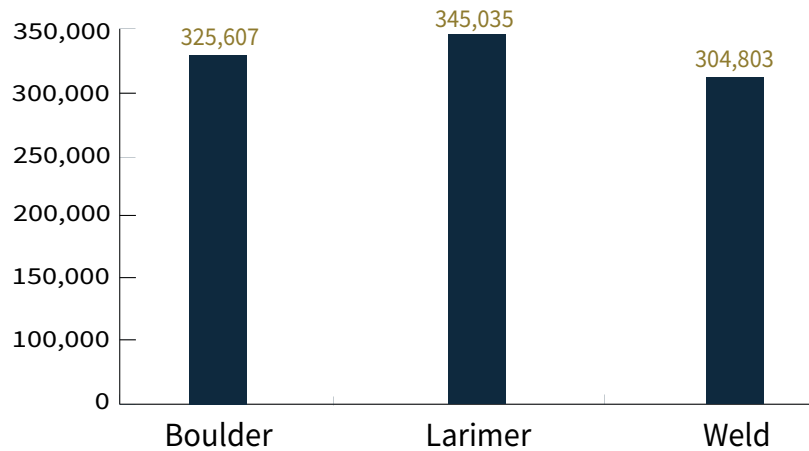
Funding by County



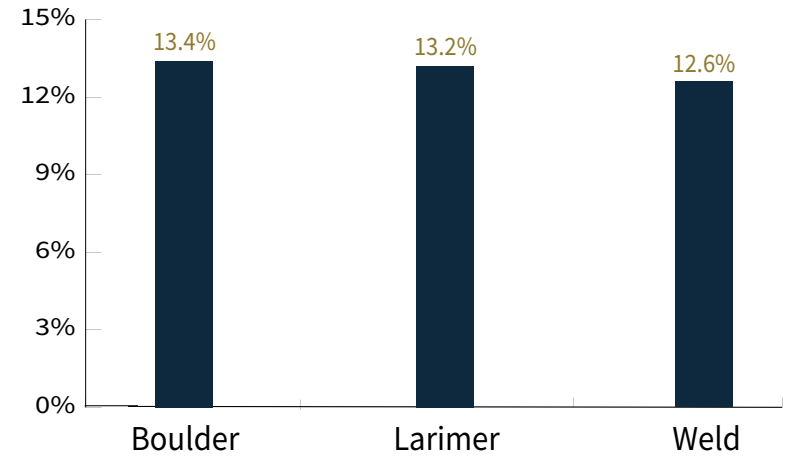
427 organizations in the North Region received **703 grants** totaling **\$21,646,283** in 2016. This accounted for **7.6%** of reported foundation giving in Colorado.

NORTH

Total County Population



Percent of County Population in Poverty



10 Largest Funders

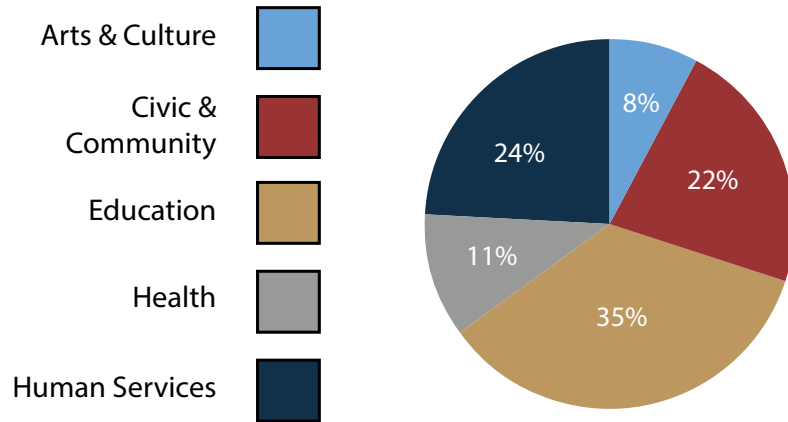
	2016 Grant Dollars	# of Grants
Community First Foundation	\$7,983,809	266
The Colorado Health Foundation	\$4,247,821	53
Buell Foundation	\$1,364,477	50
The Boedecker Foundation	\$1,106,000	11
Gates Family Foundation	\$1,045,000	12
Boettcher Foundation	\$824,496	21
Rose Community Foundation	\$697,010	15
Daniels Fund	\$683,550	11
Energy Outreach Colorado	\$581,299	12
Kenneth and Myra Monfort Charitable Foundation	\$557,200	25

10 Most Funded Grantees

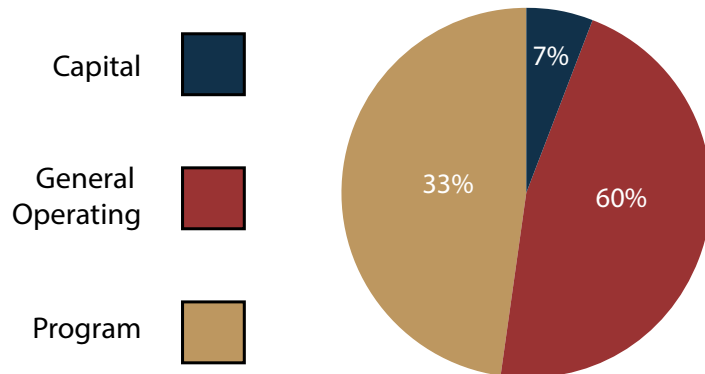
	2016 Grant Dollars	# of Grants
Colorado State University Foundation	\$811,929	12
University of Colorado Foundation	\$696,786	3
Boulder Jewish Community Center	\$625,673	4
Blue Sky Bridge	\$521,411	3
Boulder County Housing and Human Services	\$479,121	3
University of Northern Colorado Foundation	\$454,000	4
City of Fort Collins	\$450,000	2
North Colorado Health Alliance	\$399,956	5
Chef Ann Foundation	\$374,620	1
Emergency Family Assistance Association	\$354,580	5

NORTH

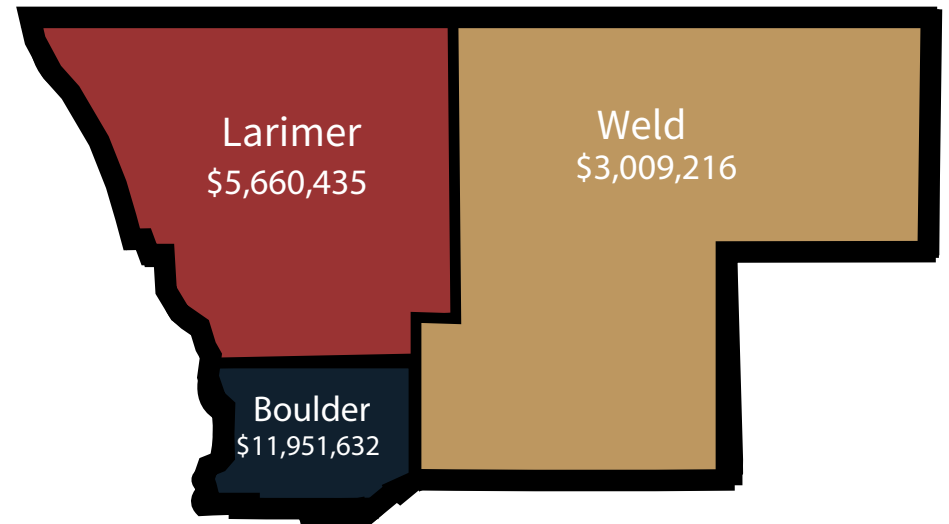
Area of Funding



Type of Funding



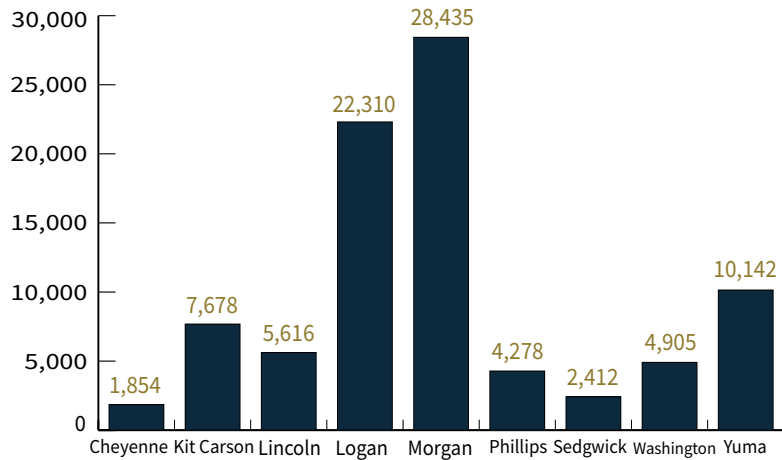
Funding by County



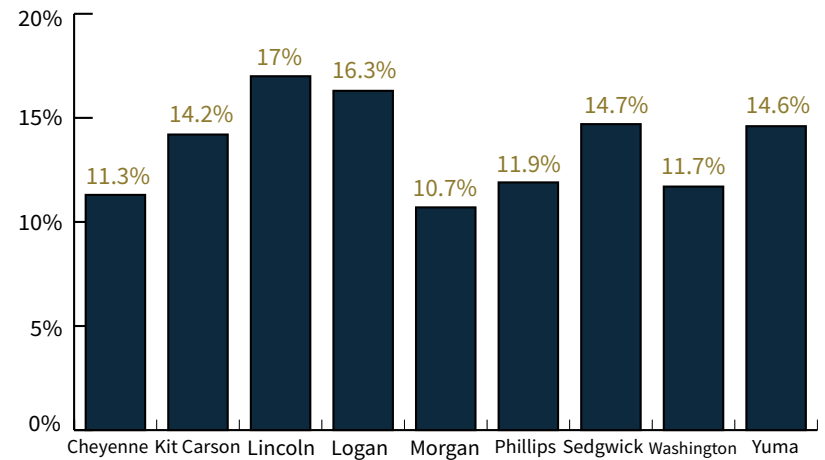
127 organizations in the Northeast Region received **226 grants** totaling **\$5,697,075** in 2016. This accounted for **2.0%** of reported foundation giving in Colorado.

NORTHEAST

Total County Population



Percent of County Population in Poverty



10 Largest Funders

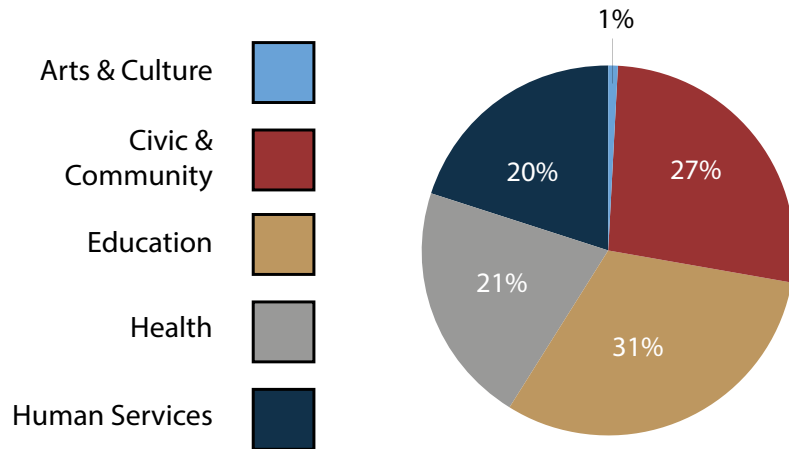
	2016 Grant Dollars	# of Grants
The Colorado Health Foundation	\$801,194	14
William Stretesky Foundation	\$702,320	38
Kitzmiller-Bales Trust	\$677,524	10
Jack Petteys Memorial Foundation	\$544,293	6
Buell Foundation	\$523,966	31
El Pomar Foundation	\$519,220	22
Joslin-Needham Family Foundation	\$319,982	7
Caring for Colorado Foundation	\$309,814	7
Energy Outreach Colorado	\$222,969	7
Will Heginbotham Trust	\$203,833	14

10 Most Funded Grantees

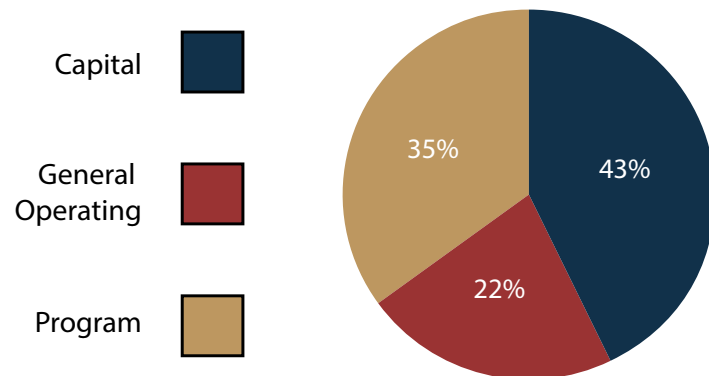
	2016 Grant Dollars	# of Grants
East Phillips County Hospital District	\$500,000	1
East Morgan County Hospital District	\$496,095	2
City of Brush	\$316,200	2
Northeast Colorado Board of Cooperative Educational Services	\$301,000	1
Rural Communities Resource Center	\$277,231	9
Wray School District RD-2	\$248,483	1
Sedgwick County Health Center	\$202,400	3
Centennial Mental Health Center	\$195,000	3
Wray Rehabilitation & Activities Center	\$185,691	3
Wray Community District Hospital	\$177,500	3

NORTHEAST

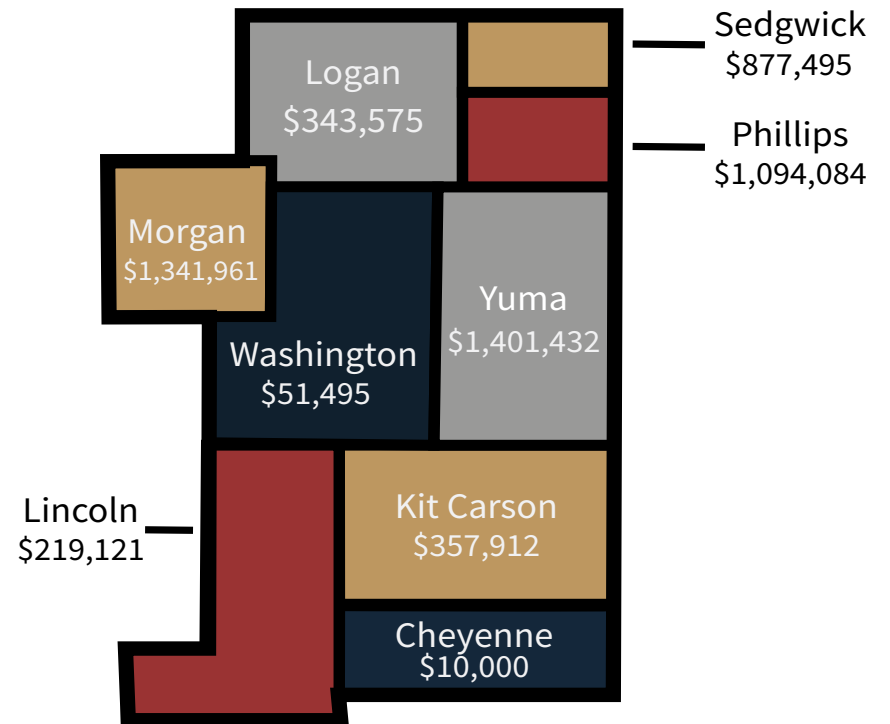
Area of Funding



Type of Funding



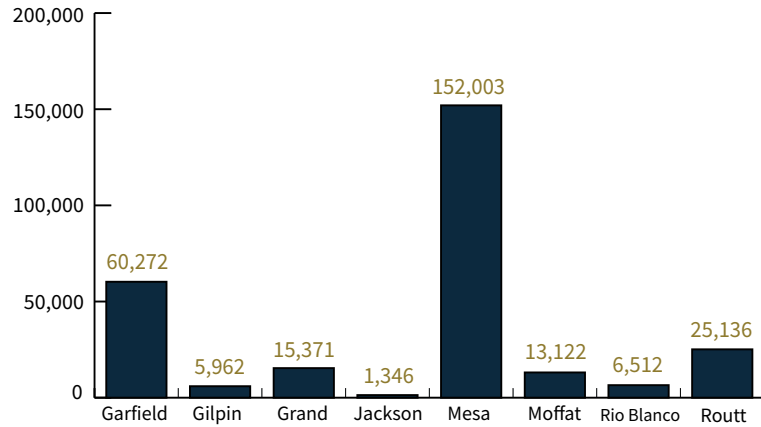
Funding by County



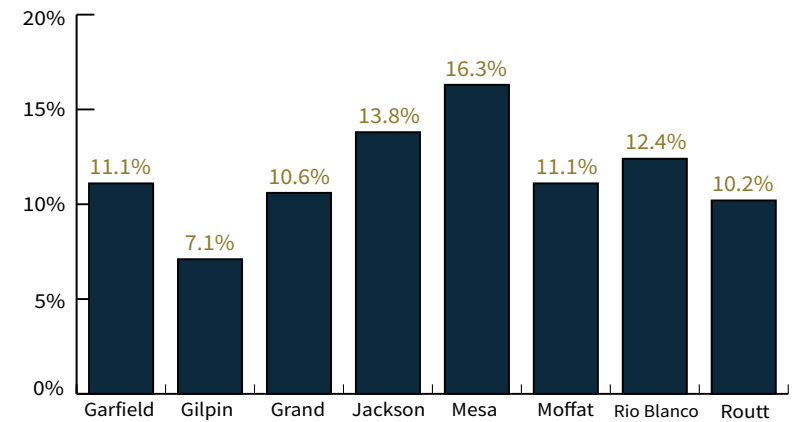
NORTHWEST

359 organizations in the Northwest Region received **913 grants** totaling **\$15,147,794** in 2016. This accounted for **5.3%** of reported foundation giving in Colorado.

Total County Population



Percent of County Population in Poverty



10 Largest Funders

2016 Grant Dollars # of Grants

Funder	2016 Grant Dollars	# of Grants
The Colorado Health Foundation	\$4,062,644	34
Gates Family Foundation	\$1,669,000	19
Aspen Community Foundation	\$1,531,028	36
Western Colorado Community Foundation	\$1,135,593	223
Yampa Valley Community Foundation	\$963,455	281
The Colorado Trust	\$680,539	16
Buell Foundation	\$610,367	21
Craig-Scheckman Family Foundation	\$610,265	49
Energy Outreach Colorado	\$557,946	6
Daniels Fund	\$492,000	7

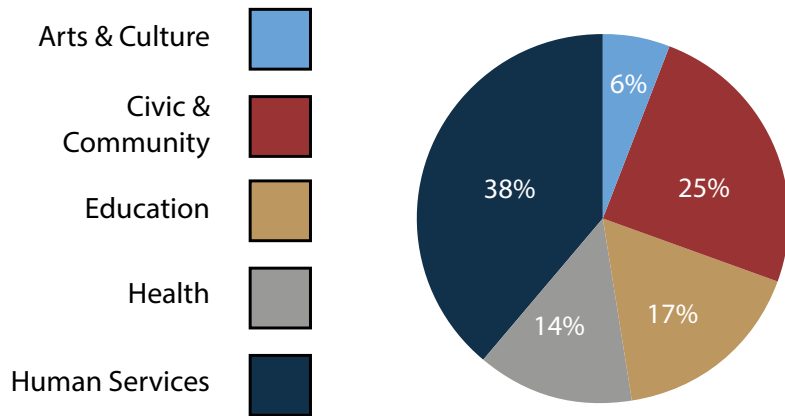
10 Most Funded Grantees

2016 Grant Dollars # of Grants

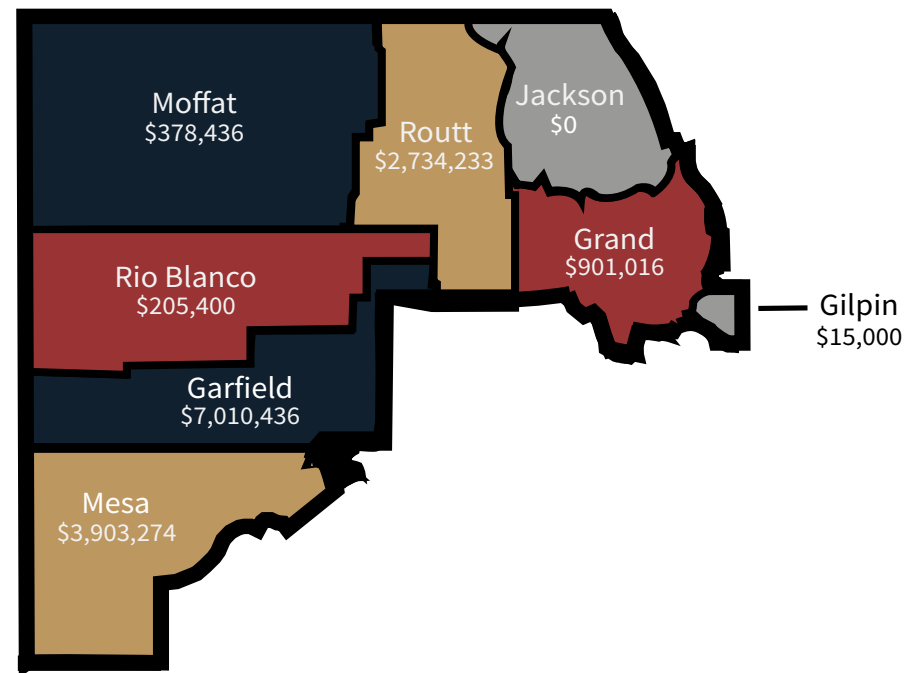
Grantee	2016 Grant Dollars	# of Grants
Colorado West Regional Mental Health	\$2,025,000	2
Grand County Rural Health Network	\$490,993	7
Manaus Fund	\$476,000	6
Northwest Colorado Health	\$399,716	22
Roaring Fork School District No RE-1	\$387,627	1
Mesa County Valley School District #51	\$374,698	9
HopeWest	\$371,334	13
Grand Valley Catholic Outreach	\$356,351	23
Valley Settlement	\$315,500	4
Northwest Colorado Community Health Partnership	\$289,431	2

NORTHWEST

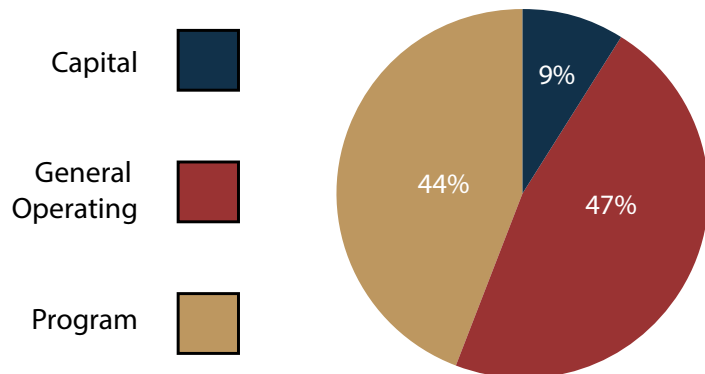
Area of Funding



Funding by County



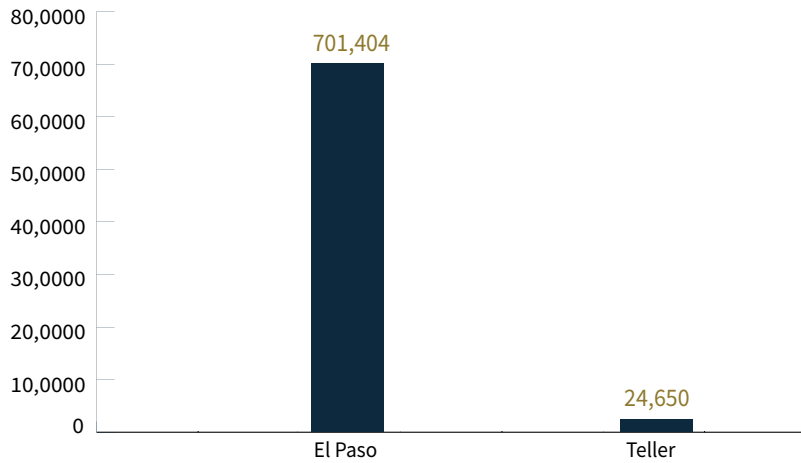
Type of Funding



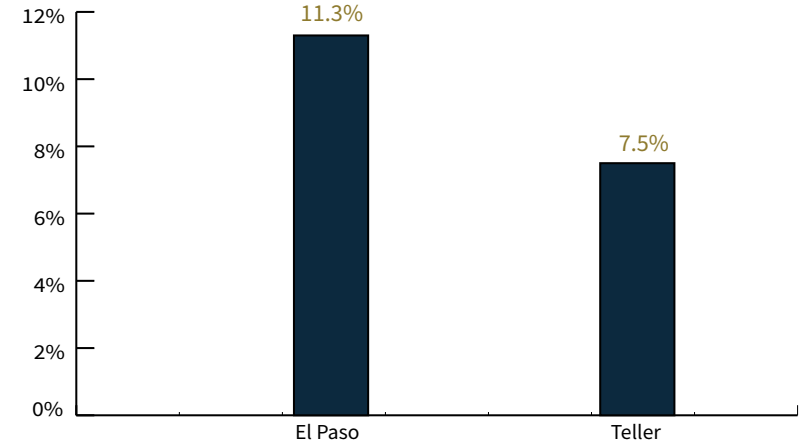
400 organizations in the Pikes Peak Region received **1,027 grants** totaling **\$19,261,746** in 2016. This accounted for **6.8%** of reported foundation giving in Colorado.

PIKES PEAK

Total County Population



Percent of County Population in Poverty



10 Largest Funders

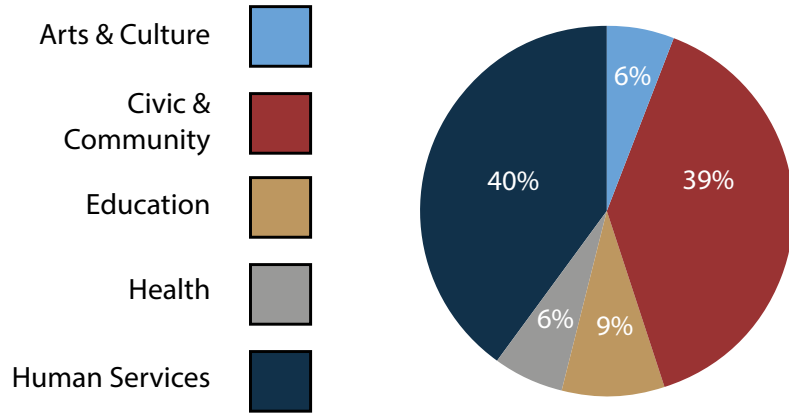
	2016 Grant Dollars	# of Grants
El Pomar Foundation	\$7,064,536	292
Pikes Peak Community Foundation	\$3,321,948	551
Daniels Fund	\$2,434,000	24
The Colorado Health Foundation	\$1,729,174	20
Living Stones Foundation Charitable Trust	\$1,150,000	3
Gates Family Foundation	\$955,000	7
Community First Foundation	\$674,760	37
Buell Foundation	\$419,500	13
Energy Outreach Colorado	\$376,955	8
Boettcher Foundation	\$302,500	10

10 Most Funded Grantees

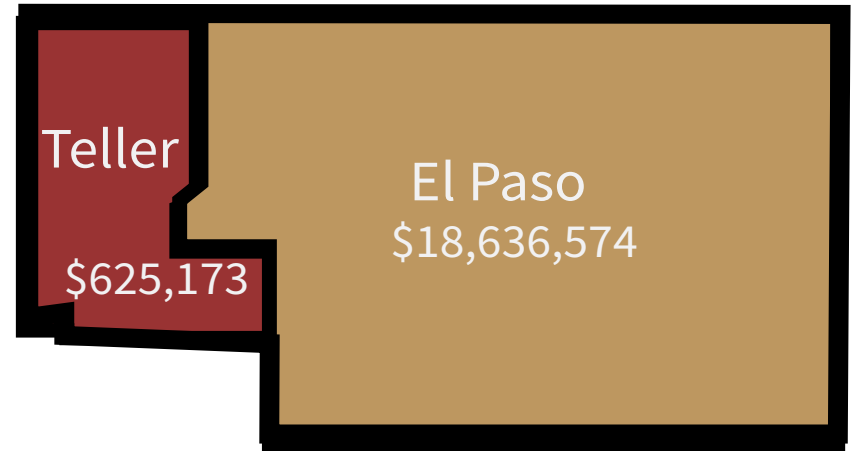
	2016 Grant Dollars	# of Grants
Cheyenne Mountain Zoological Society	\$1,531,318	6
Springs Rescue Mission	\$1,353,335	16
United States Olympic Museum	\$958,000	5
Waterstone Christian Community Foundation	\$850,000	1
YMCA of the Pikes Peak Region	\$525,223	8
Catholic Health Initiatives Colorado Foundation	\$509,449	7
Colorado Springs Sports Corporation	\$458,580	17
Harrison School District 2	\$449,356	1
Third Future Schools	\$400,000	1
Joint Initiatives for Youth & Families	\$378,274	2

PIKES PEAK

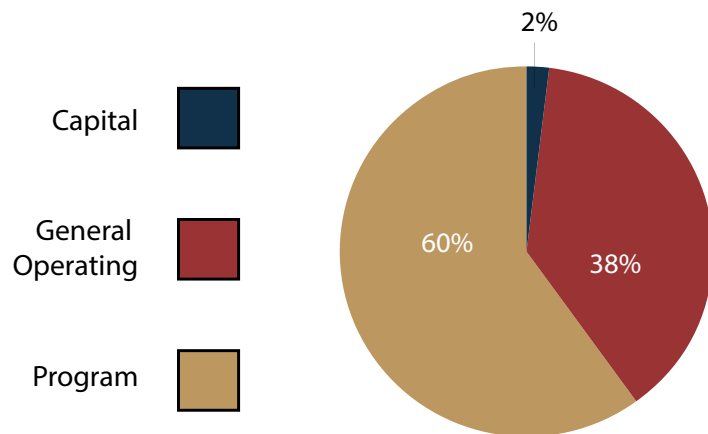
Area of Funding



Funding by County



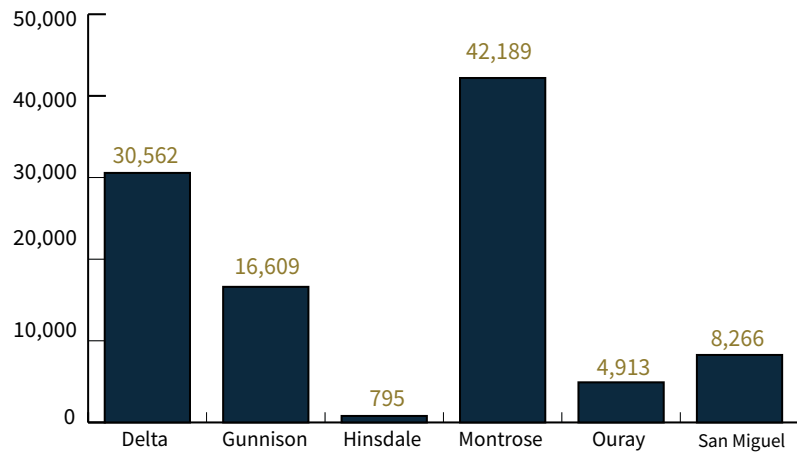
Type of Funding



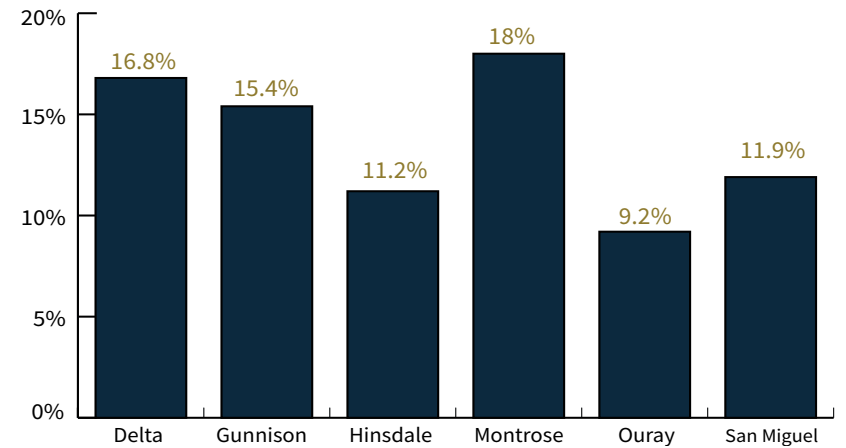
200 organizations in the San Juan Region received **406 grants** totaling **\$6,283,483** in 2016. This accounted for **2.2%** of reported foundation giving in Colorado.

SAN JUAN

Total County Population



Percent of County Population in Poverty



10 Largest Funders

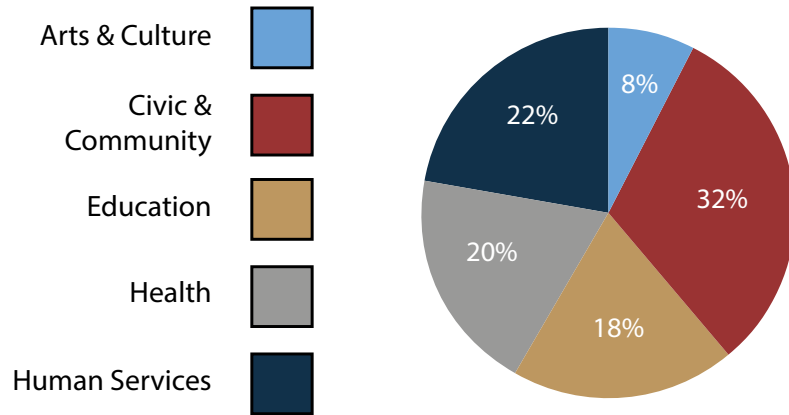
	2016 Grant Dollars	# of Grants
Telluride Foundation	\$1,747,592	213
The Colorado Health Foundation	\$1,359,629	11
The Colorado Trust	\$631,252	11
Caring for Colorado Foundation	\$440,962	7
El Pomar Foundation	\$393,200	32
Buell Foundation	\$380,500	22
Gates Family Foundation	\$355,000	5
Boettcher Foundation	\$240,000	4
Western Colorado Community Foundation	\$218,308	44
Daniels Fund	\$165,000	2

10 Most Funded Grantees

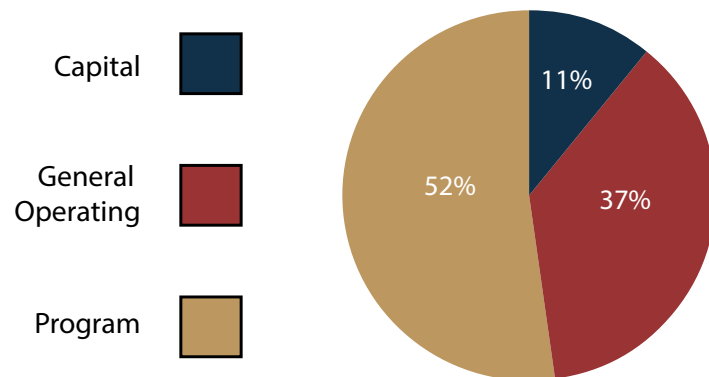
	2016 Grant Dollars	# of Grants
Tri-County Health Network	\$612,961	12
Olathe Community Clinic	\$497,222	1
Valley Food Partnership	\$417,354	2
Montrose County School District No. RE-1J	\$197,500	3
Western Colorado Food And Agriculture Council	\$194,700	1
Delta County Joint School District 50J	\$189,272	6
Community Options	\$180,040	4
High Country News	\$178,000	4
Bright Futures for Early Childhood and Families	\$174,337	18
Region 10 League for Economic Assistance & Planning	\$150,000	1

SAN JUAN

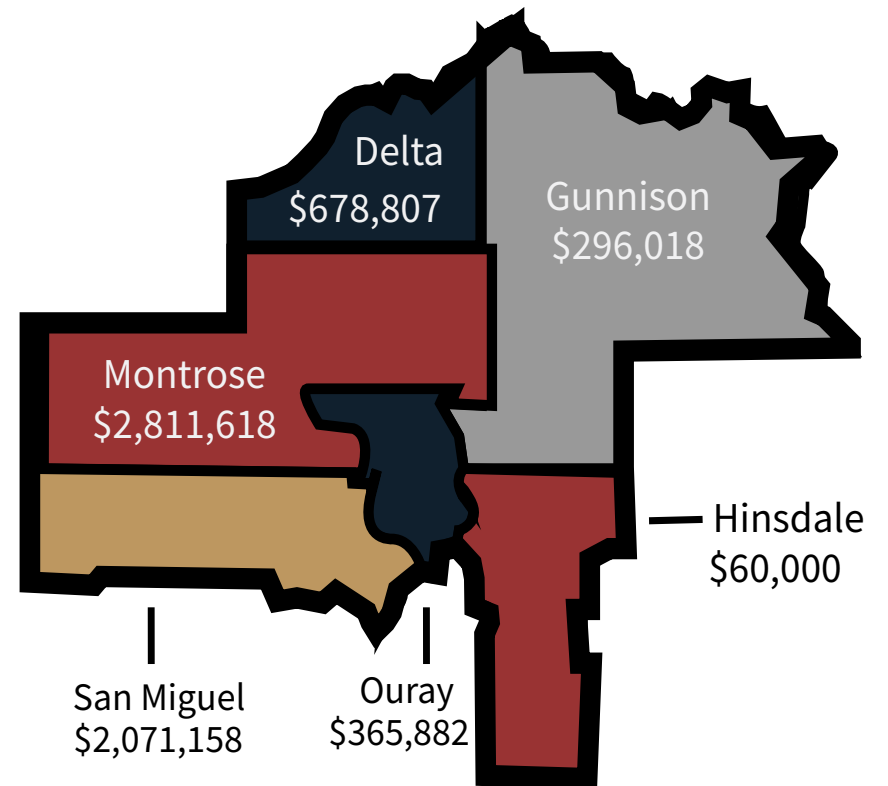
Area of Funding



Type of Funding



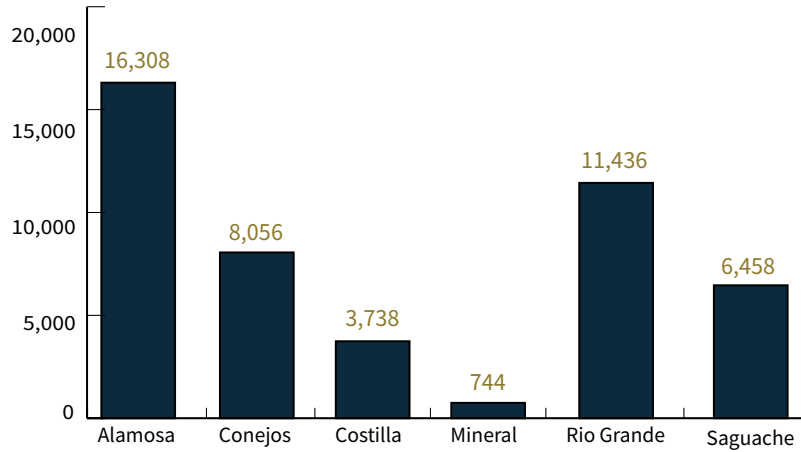
Funding by County



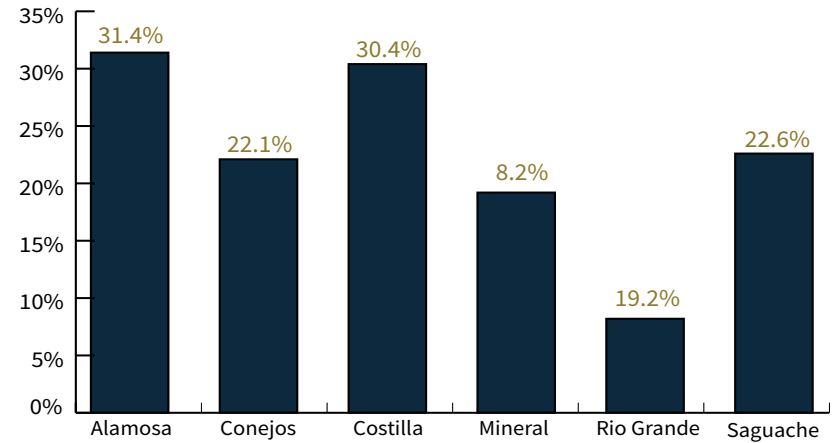
SAN LUIS VALLEY

61 organizations in the San Luis Valley Region received **123 grants** totaling **\$5,205,045** in 2016. This accounted for **1.8%** of reported foundation giving in Colorado.

Total County Population



Percent of County Population in Poverty



10 Largest Funders

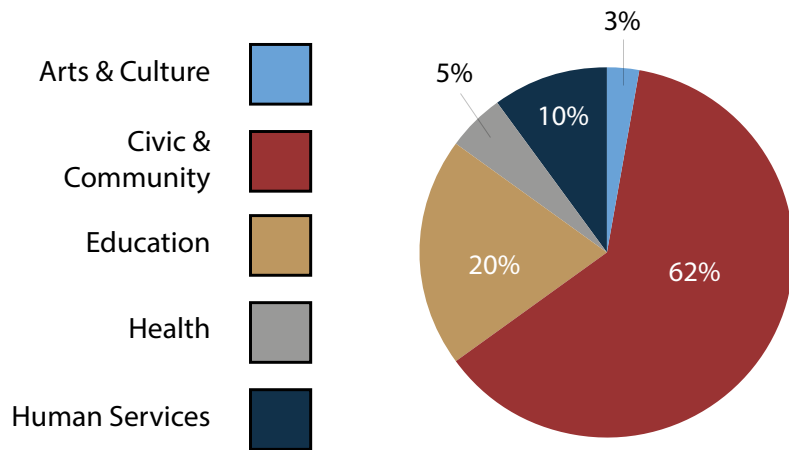
	2016 Grant Dollars	# of Grants
The Colorado Health Foundation	\$1,405,197	20
Gates Family Foundation	\$1,120,000	3
Outcalt Foundation	\$982,500	15
El Pomar Foundation	\$592,375	34
Caring for Colorado Foundation	\$309,136	6
Daniels Fund	\$225,000	3
Buell Foundation	\$194,000	9
A.V. Hunter Trust	\$97,500	8
Energy Outreach Colorado	\$86,346	2
Rose Community Foundation	\$55,000	3

10 Most Funded Grantees

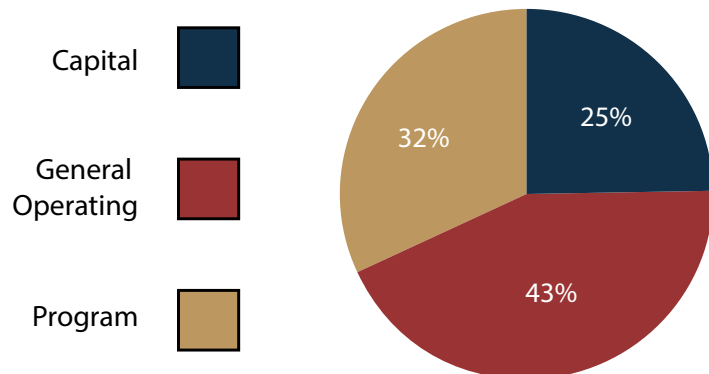
	2016 Grant Dollars	# of Grants
Rio Grande Headwaters Land Trust	\$1,000,000	1
High Valley Community Center	\$580,400	9
Monte Vista Community Fund	\$312,500	3
Adams State University Foundation	\$306,875	3
San Luis Valley Regional Medical Center	\$300,000	4
Boys & Girls Clubs of the San Luis Valley	\$292,753	12
La Puente Home	\$241,000	1
San Luis Valley Local Foods Coalition	\$227,500	5
Alamosa School District RE-11J	\$198,000	1
Center Consolidated School District 26JT	\$188,487	4

SAN LUIS VALLEY

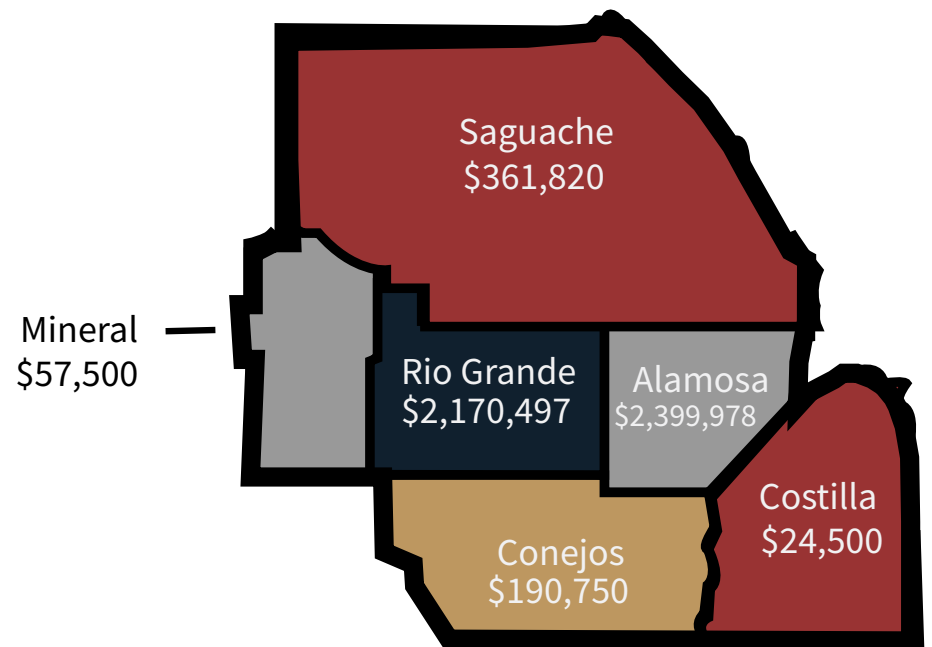
Area of Funding



Type of Funding



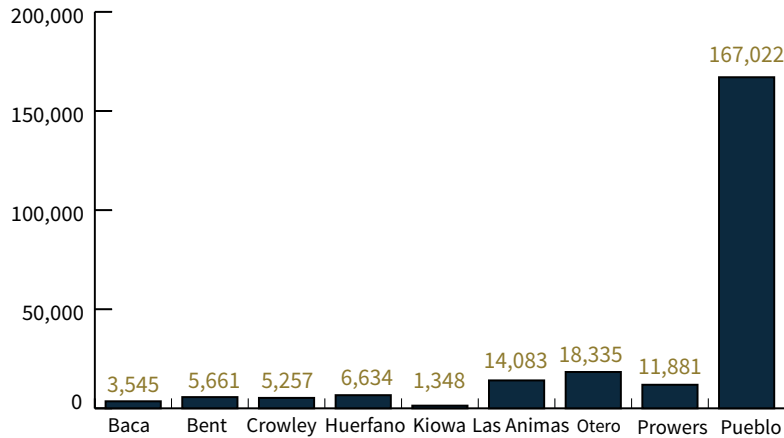
Funding by County



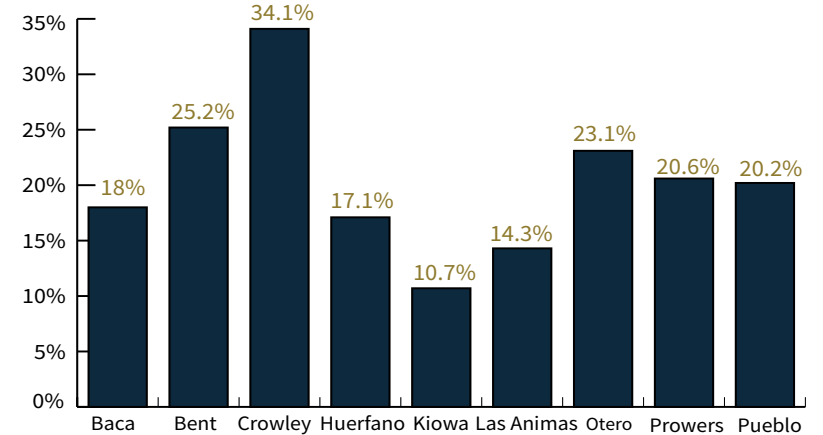
175 organizations in the Southeast Region received **284 grants** totaling **\$8,281,146** in 2016. This accounted for **2.9%** of reported foundation giving in Colorado.

SOUTHEAST

Total County Population



Percent of County Population in Poverty



10 Largest Funders

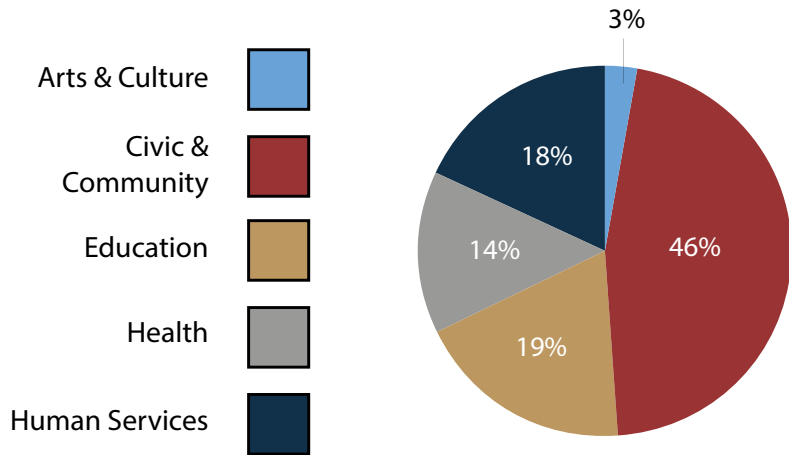
	2016 Grant Dollars	# of Grants
Southern Colorado Community Foundation	\$2,259,207	21
The Colorado Health Foundation	\$1,631,167	20
Daniels Fund	\$685,000	6
El Pomar Foundation	\$502,455	85
Buell Foundation	\$477,440	17
Rose Community Foundation	\$420,000	2
Energy Outreach Colorado	\$348,244	9
Bernard C. & Hazel Neill Foundation	\$332,500	15
Robert Hoag Rawlings Foundation	\$275,630	16
LeVert W. Hoag Foundation	\$245,409	6

10 Most Funded Grantees

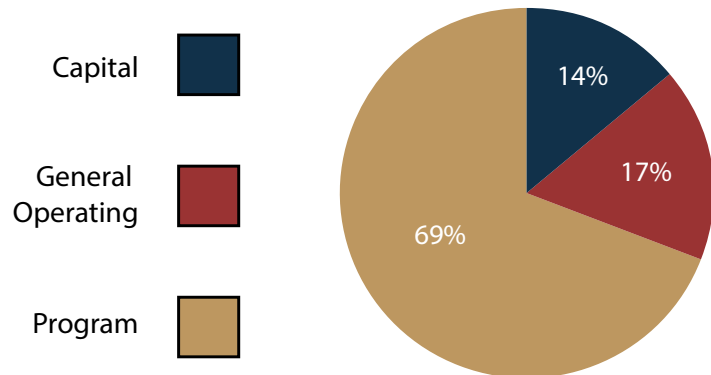
	2016 Grant Dollars	# of Grants
Friends of Football Inc.	\$1,801,320	1
Catholic Charities Diocese of Pueblo	\$759,374	9
Las Animas School District RE-1	\$392,000	1
Center for American Values	\$275,000	1
Colorado Nonprofit Development Center - Lamar	\$219,989	3
Lamar School District RE-2	\$202,500	3
Chavez Huerta K-12 Preparatory Academy	\$201,000	2
CSU Pueblo Foundation	\$174,059	2
Prowers Medical Center Foundation	\$172,486	2
Ogallala Commons	\$155,000	2

SOUTHEAST

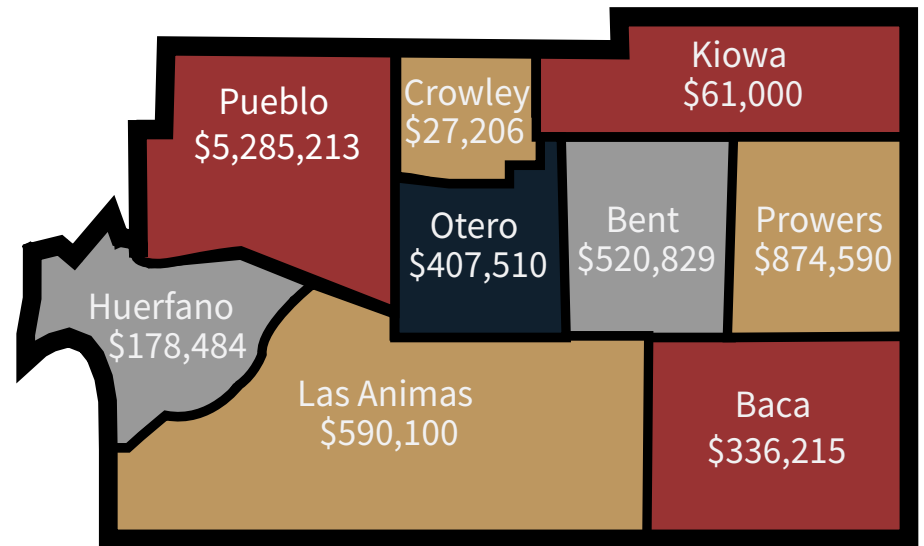
Area of Funding



Type of Funding



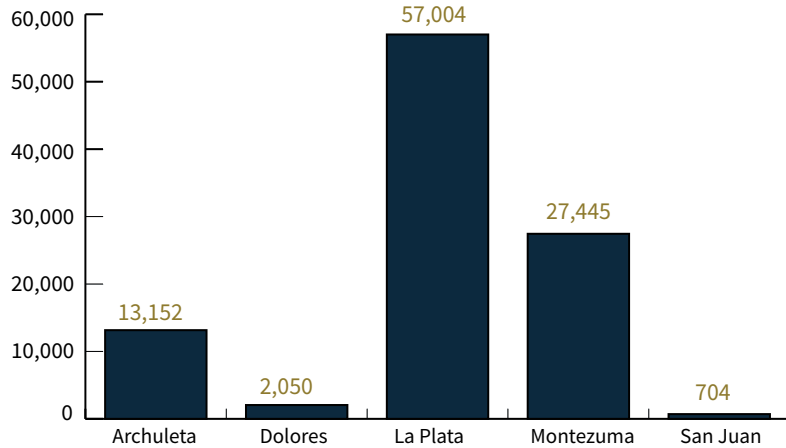
Funding by County



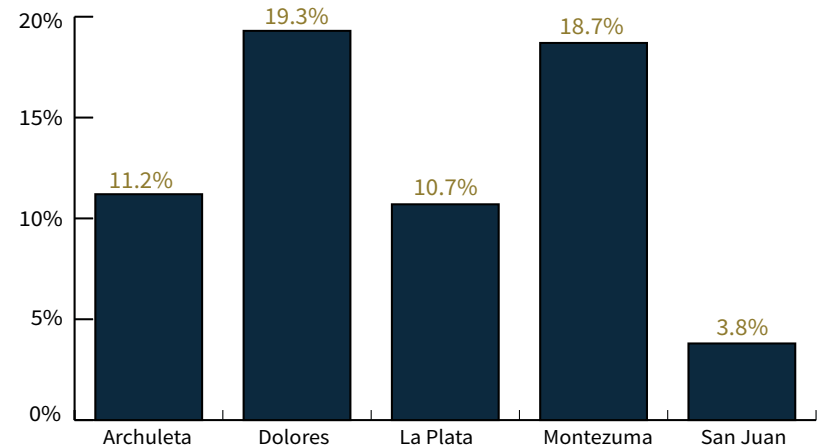
SOUTHWEST

160 organizations in the Southwest Region received **293 grants** totaling **\$6,723,280** in 2016. This accounted for **2.4%** of reported foundation giving in Colorado.

Total County Population



Percent of County Population in Poverty



10 Largest Funders

2016 Grant Dollars # of Grants

Funder	2016 Grant Dollars	# of Grants
The Colorado Health Foundation	\$2,526,298	19
Community Foundation Serving Southwest Colorado	\$2,045,994	42
Buell Foundation	\$378,145	16
Ballantine Family Fund	\$242,939	100
Gates Family Foundation	\$235,000	4
El Pomar Foundation	\$232,900	19
Daniels Fund	\$175,000	3
Boettcher Foundation	\$160,000	4
Caring for Colorado Foundation	\$150,000	2
Energy Outreach Colorado	\$143,068	6

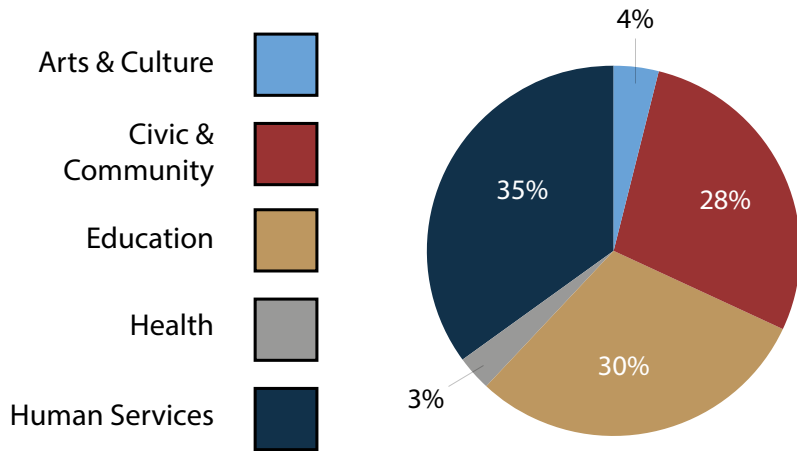
10 Most Funded Grantees

2016 Grant Dollars # of Grants

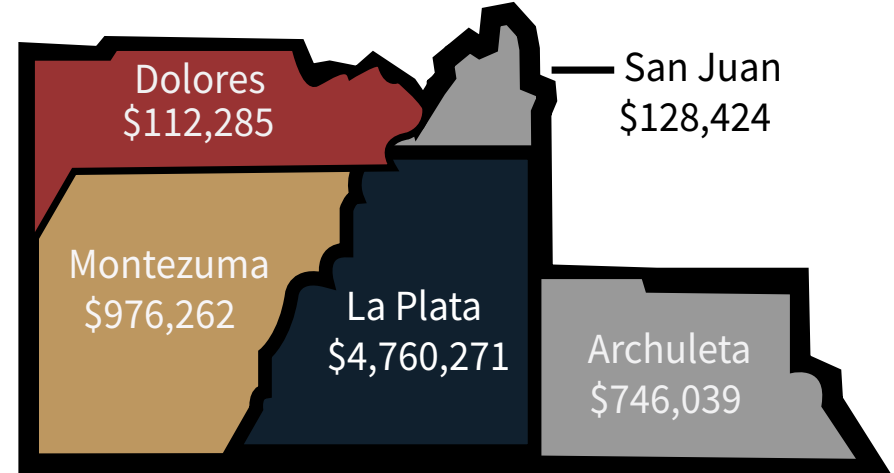
Grantee	2016 Grant Dollars	# of Grants
Durango School District 9-R	\$800,000	2
San Juan Board of Cooperative Educational Services	\$643,719	2
Dr. Mary Fisher Medical Foundation	\$550,000	2
La Plata Family Center Coalition	\$530,107	6
The Piñon Project	\$313,939	4
Durango Adult Education Center	\$234,000	4
Animas High School	\$206,500	3
Manna Soup Kitchen	\$188,000	9
Fort Lewis College	\$172,500	3
Durango Education Foundation	\$158,900	5

SOUTHWEST

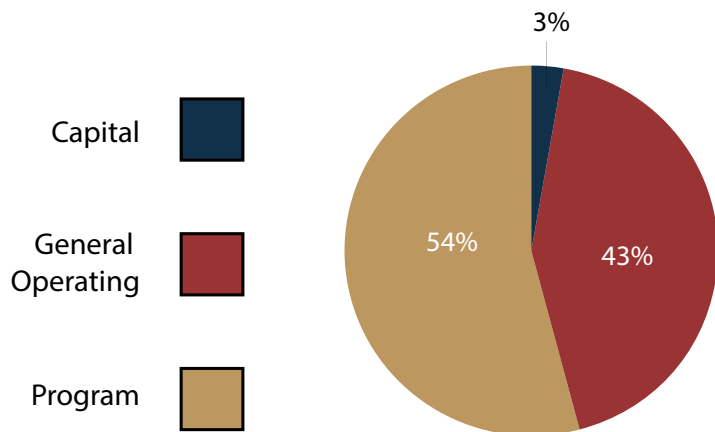
Area of Funding



Funding by County



Type of Funding



LIMITATIONS

This report provides an overview of foundation giving in Colorado. However, the report has limitations that should be considered before drawing conclusions from the data provided. Despite these limitations, we believe the Foundation Giving in Colorado report provides an insightful look into giving across the state by representing key trends in giving in Colorado.

The grant information is voluntarily self-reported by each foundation, with no external verification. Information regarding the type of support and funding categories is consistent throughout the data set, but the specific categorization may differ from how each grant was defined by the funder.

Additionally, this report summarizes foundation giving by 76 Colorado foundations which is approximately 31% of foundation giving in the state. Therefore, any inferences made from the report should be understood as based upon incomplete data. For community foundations, the set includes all grants reported, including pass-through funding. Scholarship and sponsorship dollars, as defined by each foundation, are not included.

Of note, each year El Pomar Foundation and CRC collect annual giving data from as many foundations across the state as possible, meaning that different amounts of longitudinal data are available for different organizations. Therefore, representations of giving over time, such as the display of averages, may be inaccurate or inconsistent. Additionally, since this data set differs slightly from that used in the previous Foundation Giving in Colorado reports, we caution against drawing conclusions based on differences in funding between editions of the report.

The purpose of this report is solely to present descriptive statistics and represent the data collected as accurately as possible. No advanced statistical methodology, analysis, or additional research was used to explain relationships between variables or trends. Therefore, we caution against attempts to explain the statistics without additional research.

ACKNOWLEDGMENTS



*With special thanks to
the report contributors*

ACKNOWLEDGMENTS

This report was made possible with funding from El Pomar Foundation. We would also like to thank Community Resource Center for their work in collecting the data from foundations across Colorado.

Contributing Staff

El Pomar Foundation

Cathy Robbins, Senior Vice President and Director of Regional Partnerships

Kaitlin Johnson, Associate Vice President and Deputy Director of Regional Partnerships

Julia Lawton, Director of Communications

Kincaid Hoffman, Research Manager

Emily Padgett, Design Manager

Doug Palmer, Research Associate

MacKenzie Mantsch, Graphic Designer

Matt Nuñez, Photographer

Community Resource Center

Maria Fabula, President and CEO

Nellie Stagg, Director of Rural Partnerships

Megan Carter, Rural Outreach and Evaluation Associate

ACKNOWLEDGMENTS

THANK YOU TO FOUNDATIONS THAT PROVIDED GRANT MAKING INFORMATION.

6 S Foundation
A.V. Hunter Trust
Adolph Coors Foundation
Albert and Bessie Warner Fund
Anschutz Family Foundation
Aspen Community Foundation
Bacon Family Foundation
Ballantine Family Fund
Bernard C. and Hazel Neill Foundation Inc.
Bloedorn Foundation
Boettcher Foundation
Bohemian Foundation
Bonfils-Stanton Foundation
Bowana Foundation
Brasser Family Foundation
Buell Foundation
Caring for Colorado Foundation
Chambers Family Fund
Clough Family Foundation
Community First Foundation
Community Foundation of Northern Colorado
Community Foundation of the Gunnison Valley
Community Foundation Serving Southwest
Colorado
Coutts & Clark Western Foundation
Craig-Scheckman Family Foundation

Cydney and Tom Marsico Family Foundation
Daniels Fund
Dornick Foundation
El Pomar Foundation
Emma Belle Tolbert Charitable Trust
Energy Outreach Colorado
Erion Foundation
Ernest & Lillian E. Campbell Foundation
Frank I. Lamb Foundation
Front Range Community College Foundation
Gates Family Foundation
General Service Foundation
Growing the Vision of Light Foundation
Hadley and Marion Stuart Foundation
Helen K. and Arthur E. Johnson Foundation
Huddleston Butler Memorial Foundation
Jack Petteys Memorial Foundation
Joslin-Needham Family Foundation
Kenneth and Ethel Powell Trust
Kenneth and Myra Monfort Charitable
Foundation
Kitzmilller-Bales Trust
Larry and Elizabeth Crawford Family Foundation
LeVert W. Hoag Foundation
Living Stones Foundation Charitable Trust
Longmont Community Foundation
Maki Foundation

Monfort Family Foundation
Outcalt Foundation
Pikes Peak Community Foundation
Piton Foundation
Robert Hoag Rawlings Foundation
Rose Community Foundation
Rose Foundation
Saccomanno Higher Education Foundation
Southern Colorado Community Foundation
Staley Family Foundation
Telluride Foundation
The Boedecker Foundation
The Colorado Health Foundation
The Colorado Trust
The Community Foundation Serving Boulder
County
The Denver Foundation
The Goodwin Foundation
The Summit Foundation
Western Colorado Community Foundation
Wet Mountain Valley Community Foundation
Will Heginbotham Trust
William Stretesky Foundation
Wilson Family Foundation
Yampa Valley Community Foundation
Yuma Community Foundation



www.elpomar.org